

Prices - Aug-23

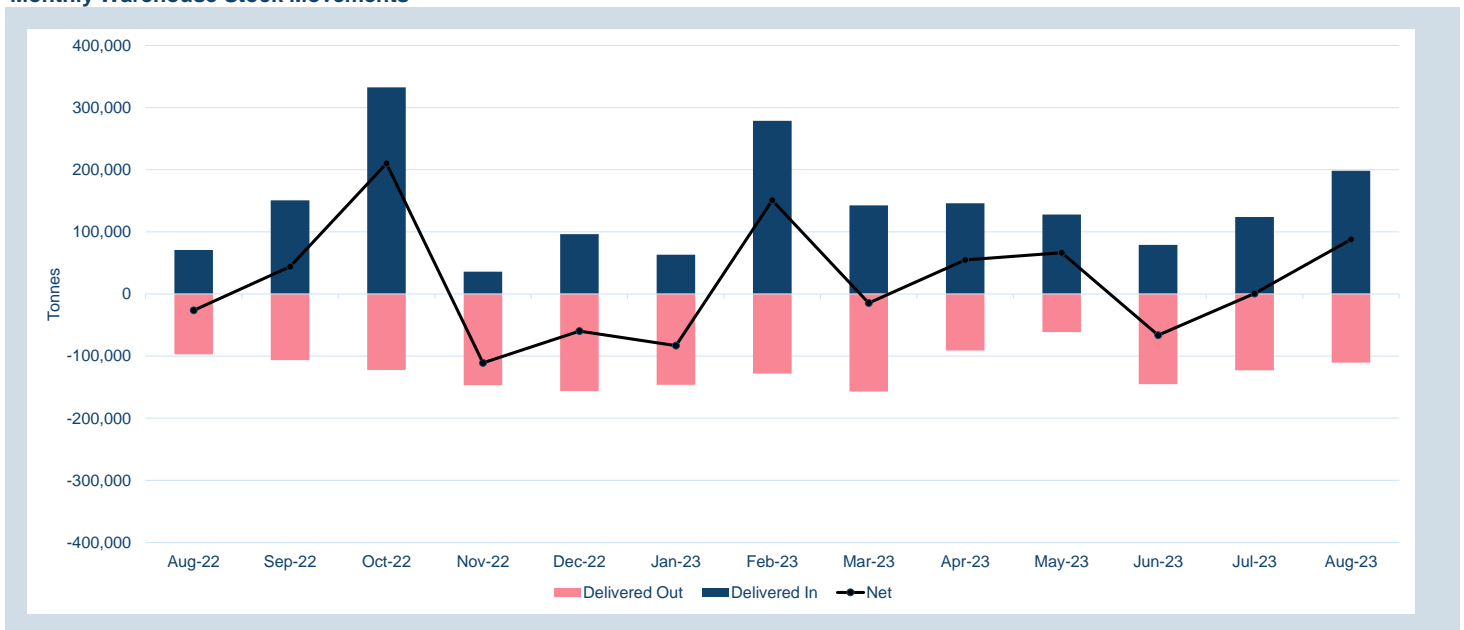
Contract	Official Cash Settlement Price				Official 3 Month Price			
	Average	Low	High	*M/M Change %	Average	Low	High	*M/M Change %
LME Aluminium	\$2,134.16	\$2,068.50	\$2,217.00	-0.8%	\$2,181.86	\$2,123.00	\$2,262.00	-0.7%
LME Aluminium Alloy	\$1,599.45	\$1,450.00	\$1,748.00	-12.2%	\$1,652.23	\$1,503.00	\$1,800.00	-11.9%
LME NASAAC	\$2,400.50	\$2,391.00	\$2,412.00	-0.5%	\$2,429.09	\$2,420.00	\$2,440.00	-0.4%
LME Copper	\$8,351.77	\$8,126.50	\$8,720.50	-1.1%	\$8,392.50	\$8,182.00	\$8,768.00	-0.9%
LME Lead	\$2,151.73	\$2,088.00	\$2,221.00	2.1%	\$2,148.39	\$2,103.00	\$2,203.00	2.0%
LME Nickel	\$20,497.73	\$19,685.00	\$22,355.00	-1.9%	\$20,730.91	\$20,000.00	\$22,700.00	-2.0%
LME Tin	\$25,995.23	\$24,600.00	\$27,925.00	-9.6%	\$26,210.68	\$24,860.00	\$27,950.00	-7.7%
LME Zinc	\$2,401.02	\$2,261.00	\$2,554.00	0.2%	\$2,404.55	\$2,282.00	\$2,554.00	-0.2%
LME Cobalt	\$32,979.77	\$32,970.00	\$32,990.00	0.0%	\$33,420.00	\$33,420.00	\$33,420.00	0.0%

* Percentage change in average price from previous month

Warehouse stock movements (tonnes) - Aug-23

Contract	Delivered In	Delivered Out	Net	Closing
LME Aluminium	68,125	- 65,275	2,850	508,400
LME Aluminium Alloy	-	-	-	1,920
LME NASAAC	-	-	-	620
LME Copper	30,650	- 550	30,100	104,275
LME Lead	6,075	- 6,300	225	54,850
LME Nickel	1,236	- 1,578	342	37,170
LME Tin	1,250	- 135	1,115	6,370
LME Zinc	90,825	- 36,600	54,225	153,575
LME Cobalt	-	-	-	93
Total	198,161	- 110,438	87,723	867,273

Monthly Warehouse Stock Movements



© The London Metal Exchange - An HKEX Company. 10 Finsbury Square, London EC2A 1AJ

The information contained within this presentation is for illustrative and educational purposes only and should not be relied upon in making any investment decision. The past performance of any commodity, derivative or other product referred to in the presentation cannot be relied upon as a guide to its future performance. Whilst every effort has been made to ensure the information is up-to-date and correct, the LME cannot guarantee that it is completely accurate and free from human error. The information is published "as is" without any warranty of any kind, express or implied, as to accuracy of the information and the LME shall not be liable for any losses or damage that may result from use of the presentation as a consequence of any inaccuracies in, or any omissions from, the information which it may contain. The information may not be reproduced, distributed or transmitted to any other person or incorporated in any way into another publication or other material.

Volumes - Aug-23

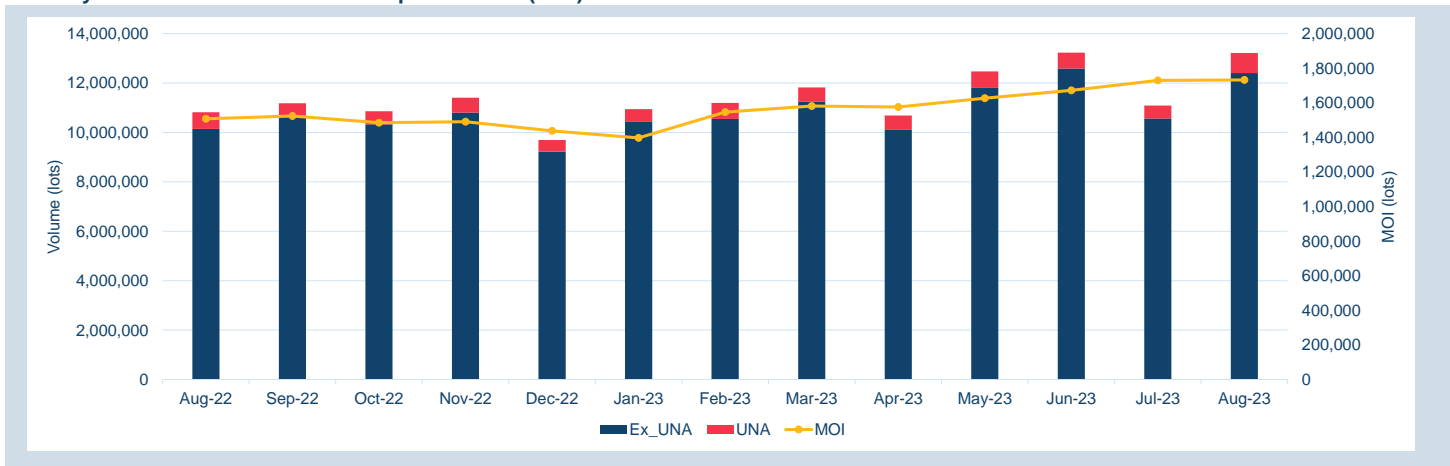
Contract	ADV (lots)	ADV Y/Y change % *	Volume Year to date (lots)	Tonnes Year to date (millions)	Futures Market Open Interest **
Non-ferrous metals (futures, traded options and TAPOs)					
LME Aluminium	228,627	16.8%	38,619,420	965	772,317
LME Aluminium Alloy	4	10.0%	102	0	4
LME NASAAC	-	-100.0%	25	0	-
LME Copper	144,600	17.9%	23,241,644	581	336,854
LME Lead	58,512	51.8%	9,381,499	235	153,343
LME Nickel	52,516	43.9%	6,758,825	41	171,197
LME Tin	5,758	65.0%	829,621	4	17,077
LME Zinc	108,383	17.3%	15,178,806	379	245,153
LME M A Futures***	214	-35.7%	56,917	1	11,675
LMEminis	-	-	-	-	-
LME Premiums					
LME Aluminium Premium Duty paid US Midwest (Platts)	3	42.9%	557	0	233
LME Aluminium Premium Duty Paid European (Fastmarkets MB)	8	-51.2%	4,434	0	560
Minor Metals (futures)					
LME Cobalt	-	-100.0%	99	0	-
Ferrous (futures)					
LME Steel HRC FOB China (Argus)	229	69.1%	36,416	0	718
LME Steel HRC N. America (Platts)	-	-100.0%	-	-	-
LME Steel Scrap CFR Turkey (Platts)	1,616	1.9%	491,333	5	21,195
LME Steel Scrap CFR India (Platts)	3	1000.0%	684	0	19
LME Steel Rebar FOB Turkey (Platts)	151	14.3%	46,571	0	1,752
LME Steel Scrap CFR Taiwan (Argus)	1	-50.0%	1,334	0	3
LME HRC NW Europe (Argus)	-	-100.0%	-	-	-
Precious (futures)					
LME Gold	-	-	-	-	-
Total	600,625	22.2%	94,648,287	2,213	1,732,100
Total (excl. UNA)	563,651				

*Percentage year-on-year change between current month and corresponding month in the previous year.

**Last trading day of month

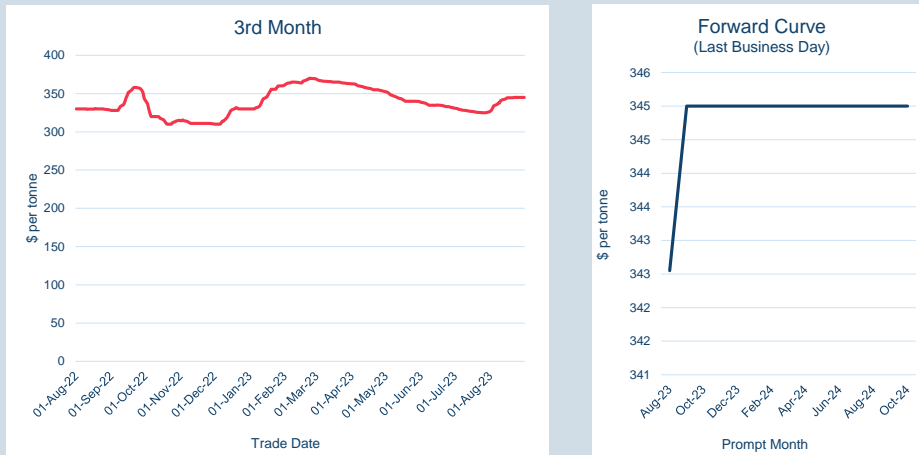
***LME Monthly Average Futures include contracts for aluminium, aluminium alloy, NASAAC, copper, nickel, lead, tin and zinc

Monthly Volumes & Futures Market Open Interest (MOI)



© The London Metal Exchange - An HKE^X Company. 10 Finsbury Square, London EC2A 1AJ

The information contained within this presentation is for illustrative and educational purposes only and should not be relied upon in making any investment decision. The past performance of any commodity, derivative or other product referred to in the presentation cannot be relied upon as a guide to its future performance. Whilst every effort has been made to ensure the information is up-to-date and correct, the LME cannot guarantee that it is completely accurate and free from human error. The information is published "as is" without any warranty of any kind, express or implied, as to accuracy of the information and the LME shall not be liable for any losses or damage that may result from use of the presentation as a consequence of any inaccuracies in, or any omissions from, the information which it may contain. The information may not be reproduced, distributed or transmitted to any other person or incorporated in any way into another publication or other material.

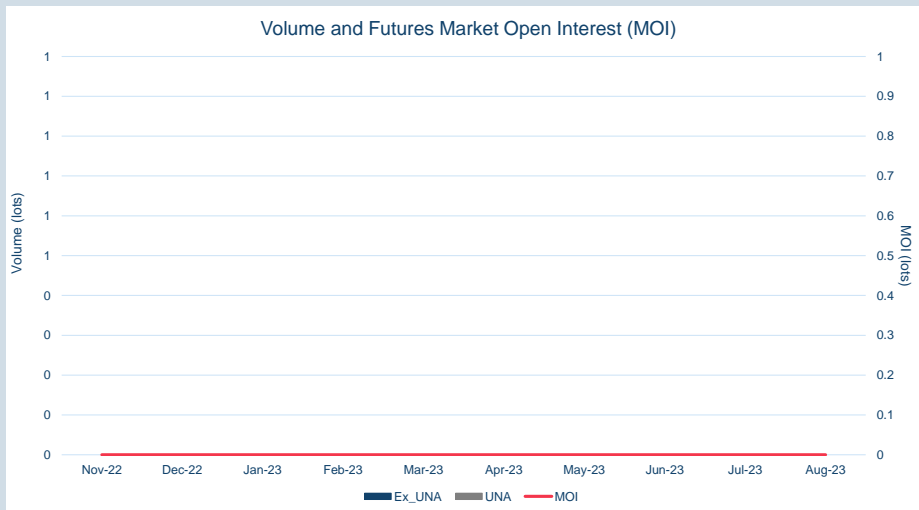


Front Month	
Average	\$340.49
Minimum	\$330.00
Maximum	\$342.64

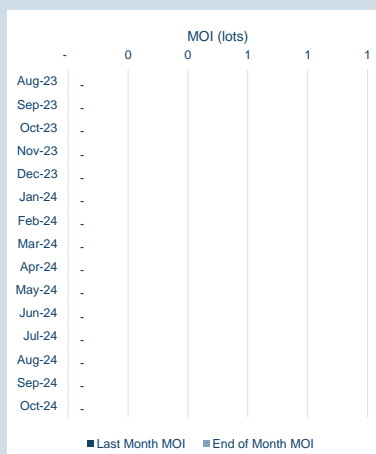
Volume (ex UNA)	Aug-2023
Lots	-

Volume (inc UNA)	Aug-2023
Lots	-
Tonnes	-

Volume	Year To Date
Lots	-
Tonnes	-



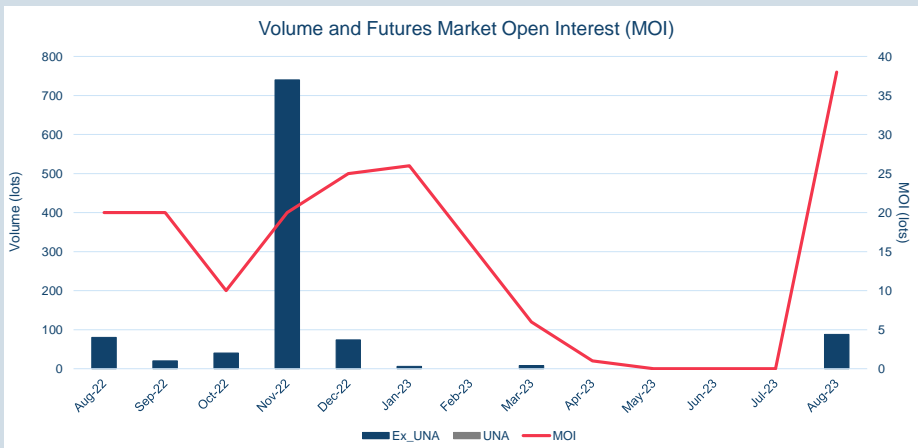
Prompt Month	End of Month - Daily Settlement	Volume (inc UNA)	End of Month - MOI
Aug-23	\$ 342.55	-	-
Sep-23	\$ 345.00	-	-
Oct-23	\$ 345.00	-	-
Nov-23	\$ 345.00	-	-
Dec-23	\$ 345.00	-	-
Jan-24	\$ 345.00	-	-
Feb-24	\$ 345.00	-	-
Mar-24	\$ 345.00	-	-
Apr-24	\$ 345.00	-	-
May-24	\$ 345.00	-	-
Jun-24	\$ 345.00	-	-
Jul-24	\$ 345.00	-	-
Aug-24	\$ 345.00	-	-
Sep-24	\$ 345.00	-	-
Oct-24	\$ 345.00	-	-





Cash	
Average	\$1,599.45
Minimum	\$1,450.00
Maximum	\$1,748.00

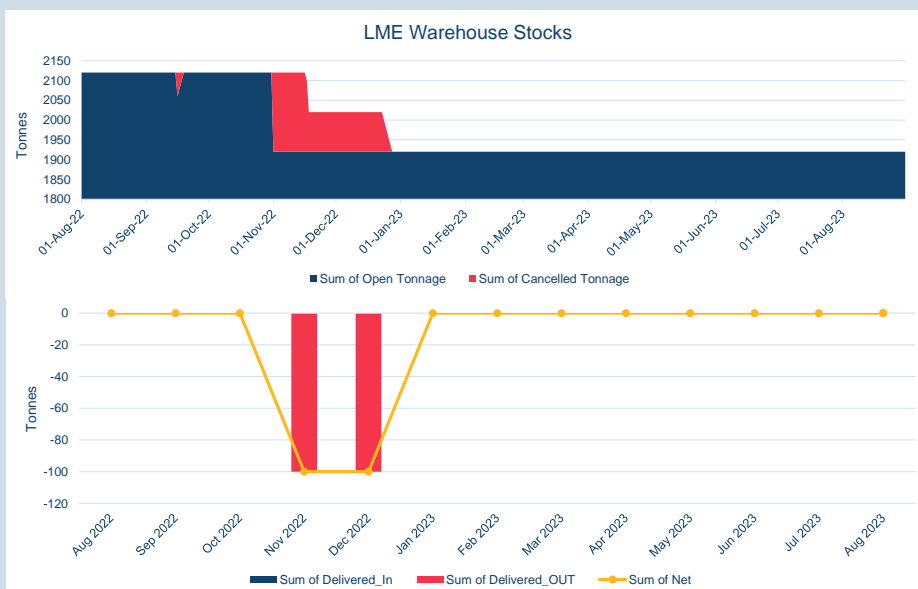
3M	
Average	\$1,652.23
Minimum	\$1,503.00
Maximum	\$1,800.00



Volume (ex UNA) Aug-2023	
Lots	88

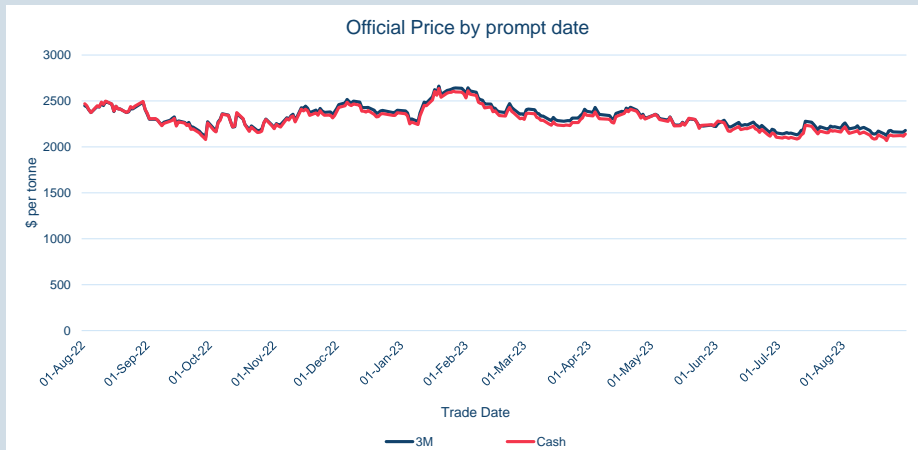
Volume (inc UNA) Aug-2023	
Lots	88
Tonnes	1,760

Volume Year To Date	
Lots	102
Tonnes	2,040



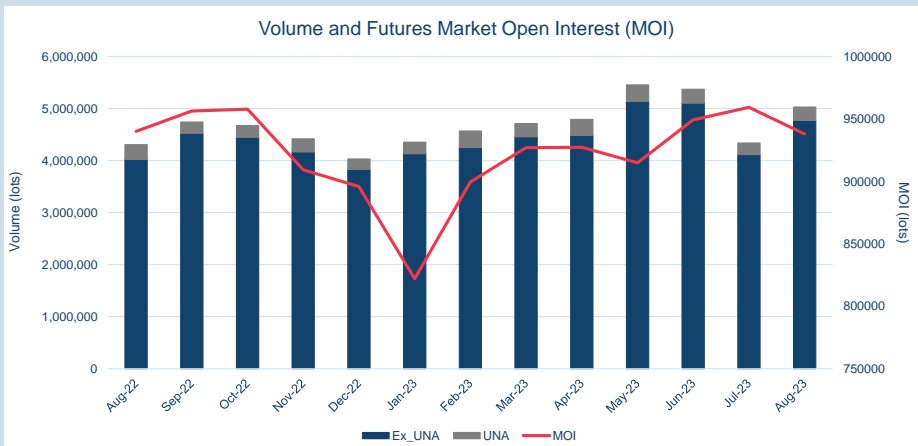
Warehouse Stock - Aug-23	
Delivered In	-
Delivered Out	-
Net	-

Warehouse Stock - Year To Date	
Delivered In	-
Delivered Out	-
Net	-



Cash	
Average	\$2,134.16
Minimum	\$2,068.50
Maximum	\$2,217.00

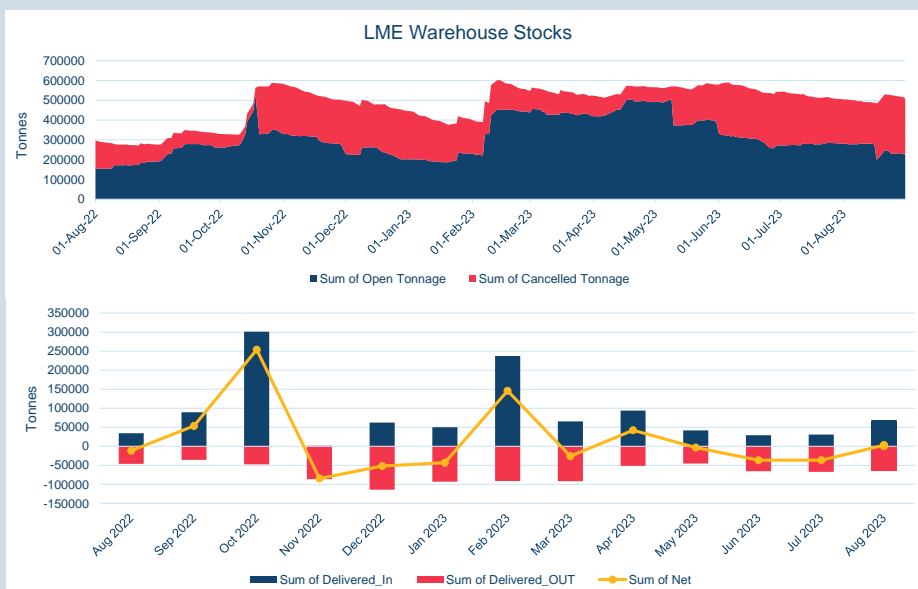
3M	
Average	\$2,181.86
Minimum	\$2,123.00
Maximum	\$2,262.00



Volume (ex UNA)	Aug-2023
Lots	4,768,812

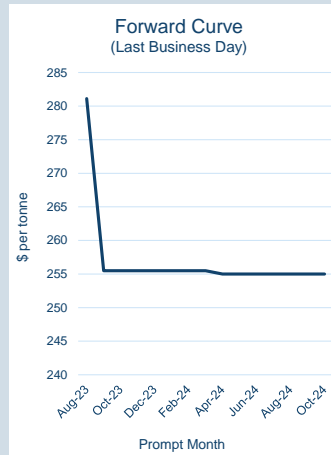
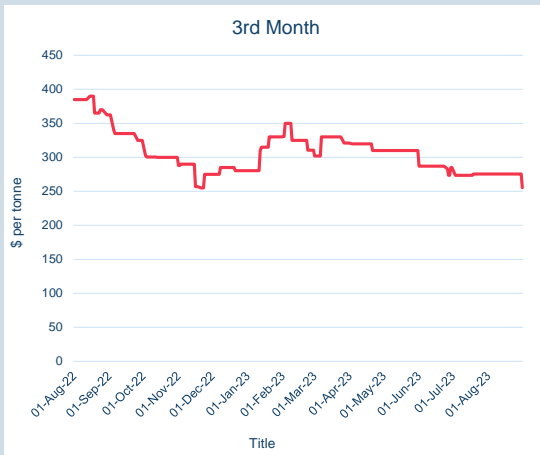
Volume (inc UNA)	Aug-2023
Lots	5,029,796
Tonnes	125,744,900

Volume	Year To Date
Lots	38,619,420
Tonnes	965,485,500



Warehouse Stock - Aug-23	
Delivered In	68,125
Delivered Out	- 65,275
Net	2,850

Warehouse Stock - Year to Date	
Delivered In	616,600
Delivered Out	- 571,575
Net	45,025

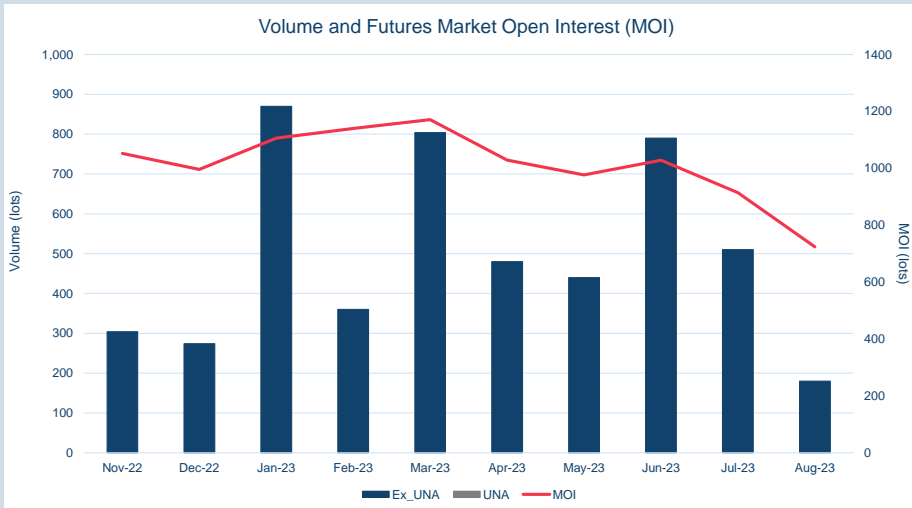


Front Month	
Average	\$284.35
Minimum	\$281.11
Maximum	\$290.00

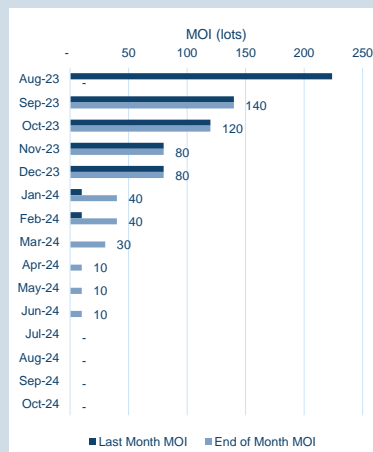
Volume (ex UNA) Aug-2023	
Lots	180

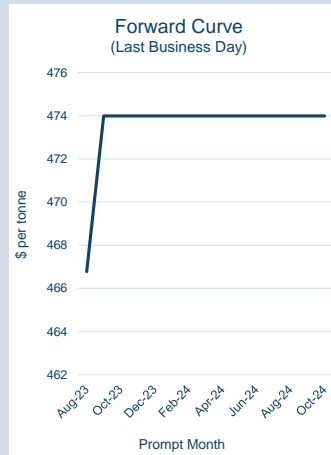
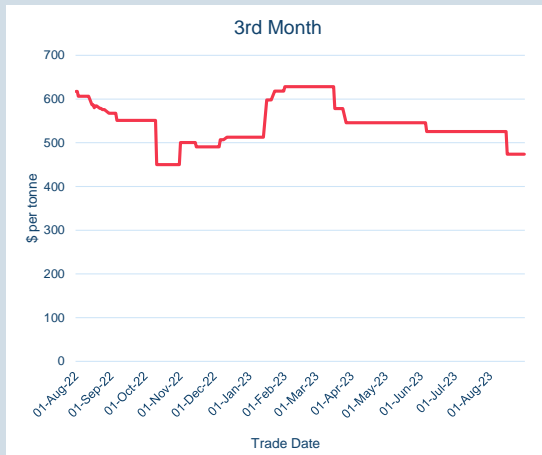
Volume (inc UNA) Aug-2023	
Lots	180
Tonnes	4,500

Volume Year To Date	
Lots	4,434
Tonnes	110,850



Prompt Month	End of Month - Daily Settlement	Volume (inc UNA)	End of Month - MOI
Aug-23	\$ 281.11	-	-
Sep-23	\$ 255.50	-	140
Oct-23	\$ 255.50	-	120
Nov-23	\$ 255.50	-	80
Dec-23	\$ 255.50	-	80
Jan-24	\$ 255.50	40	40
Feb-24	\$ 255.50	40	40
Mar-24	\$ 255.50	40	30
Apr-24	\$ 255.00	20	10
May-24	\$ 255.00	20	10
Jun-24	\$ 255.00	20	10
Jul-24	\$ 255.00	-	-
Aug-24	\$ 255.00	-	-
Sep-24	\$ 255.00	-	-
Oct-24	\$ 255.00	-	-



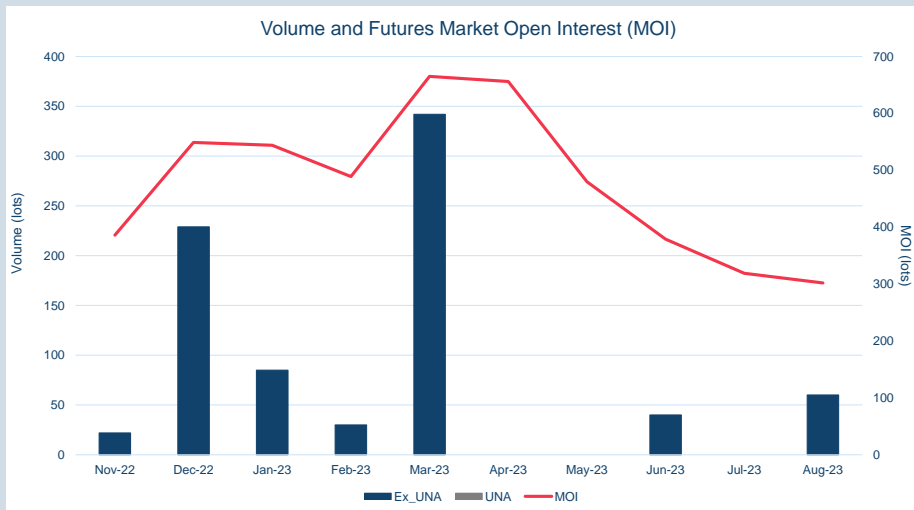


Front Month	
Average	\$474.12
Minimum	\$466.78
Maximum	\$525.80

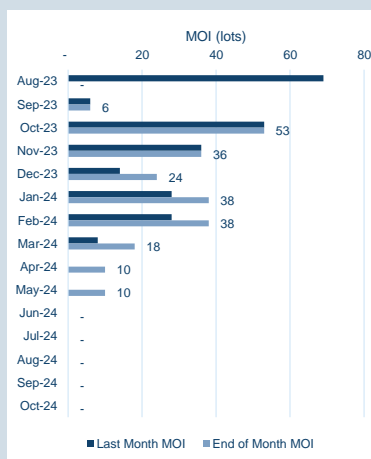
Volume (ex UNA) Aug-2023	
Lots	60

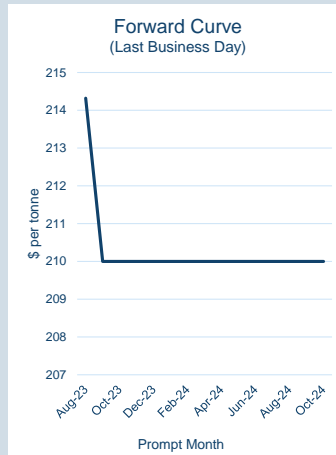
Volume (inc UNA) Aug-2023	
Lots	60
Tonnes	1,500

Volume Year To Date	
Lots	557
Tonnes	13,925



Prompt Month	End of Month - Daily Settlement	Volume (inc UNA)	End of Month - MOI
Aug-23	\$ 466.78	-	-
Sep-23	\$ 473.99	-	6
Oct-23	\$ 473.99	-	53
Nov-23	\$ 473.99	-	36
Dec-23	\$ 473.99	10	24
Jan-24	\$ 473.99	10	38
Feb-24	\$ 473.99	10	38
Mar-24	\$ 473.99	10	18
Apr-24	\$ 473.99	10	10
May-24	\$ 473.99	10	10
Jun-24	\$ 473.99	-	-
Jul-24	\$ 473.99	-	-
Aug-24	\$ 473.99	-	-
Sep-24	\$ 473.99	-	-
Oct-24	\$ 473.99	-	-



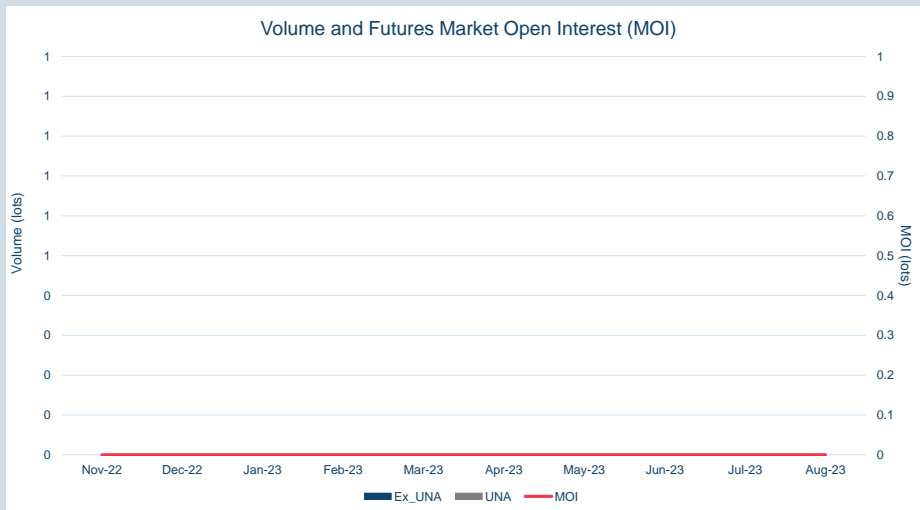


Front Month	
Average	\$216.29
Minimum	\$214.13
Maximum	\$220.00

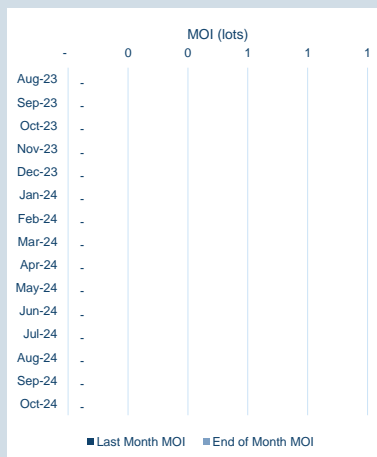
Volume (ex UNA) Aug-2023	
Lots	-

Volume (inc UNA) Aug-2023	
Lots	-
Tonnes	-

Volume Year To Date	
Lots	-
Tonnes	-



Prompt Month	End of Month - Daily Settlement	Volume (inc UNA)	End of Month - MOI
Aug-23	\$ 214.32	-	-
Sep-23	\$ 210.00	-	-
Oct-23	\$ 210.00	-	-
Nov-23	\$ 210.00	-	-
Dec-23	\$ 210.00	-	-
Jan-24	\$ 210.00	-	-
Feb-24	\$ 210.00	-	-
Mar-24	\$ 210.00	-	-
Apr-24	\$ 210.00	-	-
May-24	\$ 210.00	-	-
Jun-24	\$ 210.00	-	-
Jul-24	\$ 210.00	-	-
Aug-24	\$ 210.00	-	-
Sep-24	\$ 210.00	-	-
Oct-24	\$ 210.00	-	-



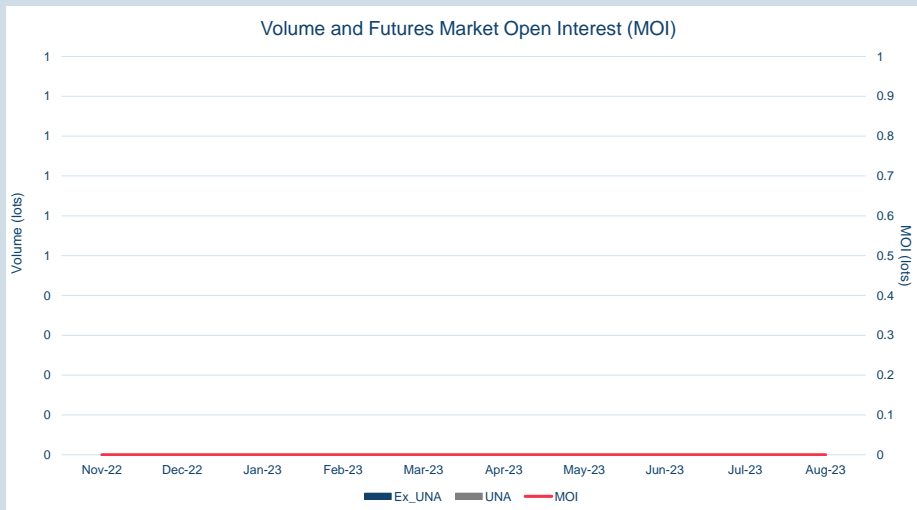


Front Month	
Average	\$1,526.52
Minimum	\$1,511.84
Maximum	\$1,565.28


Volume (ex UNA)	Aug-2023
Lots	-

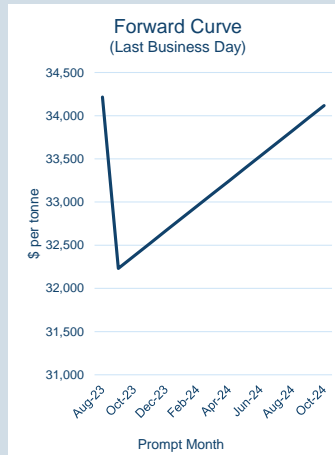
Volume (inc UNA)	Aug-2023
Lots	-
Tonnes	-

Volume	Year To Date
Lots	-
Tonnes	-



Prompt Month	End of Month - Daily Settlement	Volume (inc UNA)	End of Month - MOI
Aug-23	\$ 1,519.03	-	-
Sep-23	\$ 1,517.88	-	-
Oct-23	\$ 1,517.88	-	-
Nov-23	\$ 1,517.88	-	-
Dec-23	\$ 1,517.88	-	-
Jan-24	\$ 1,517.88	-	-
Feb-24	\$ 1,517.88	-	-
Mar-24	\$ 1,517.88	-	-
Apr-24	\$ 1,517.88	-	-
May-24	\$ 1,517.88	-	-
Jun-24	\$ 1,517.88	-	-
Jul-24	\$ 1,517.88	-	-
Aug-24	\$ 1,517.88	-	-
Sep-24	\$ 1,517.88	-	-
Oct-24	\$ 1,517.88	-	-



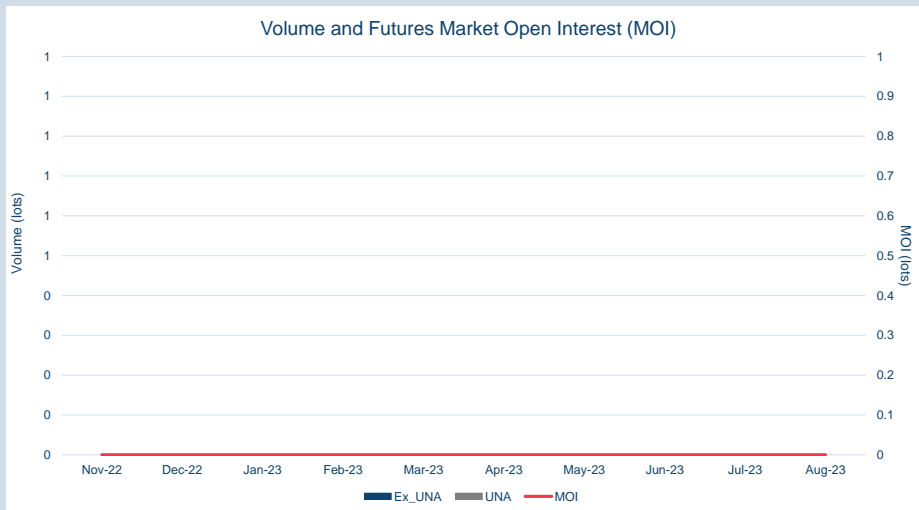


Front Month	
Average	\$34,987.26
Minimum	\$34,211.73
Maximum	\$36,155.81

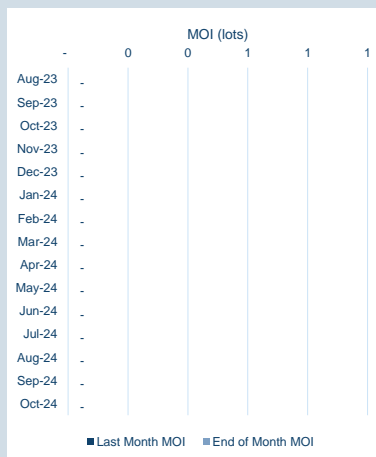
Volume (ex UNA)	Aug-2023
Lots	-

Volume (inc UNA)	Aug-2023
Lots	-
Tonnes	-

Volume	Year To Date
Lots	-
Tonnes	-



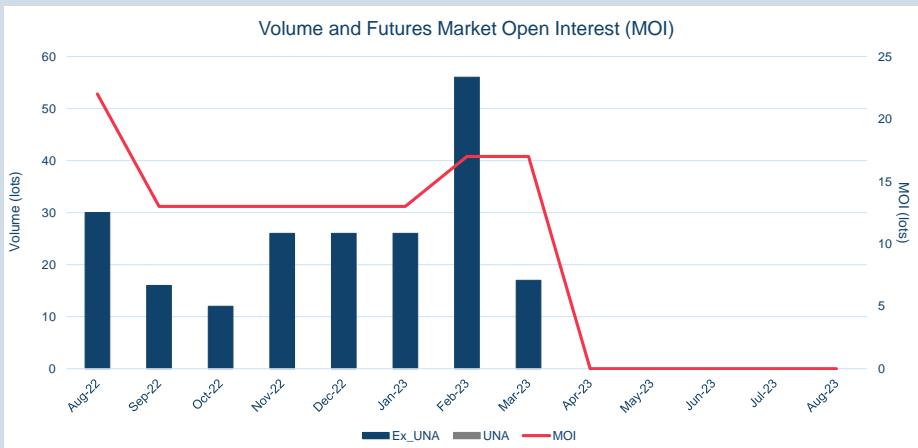
Prompt Month	End of Month - Daily Settlement	Volume (inc UNA)	End of Month - MOI
Aug-23	\$ 34,215.74	-	-
Sep-23	\$ 32,231.58	-	-
Oct-23	\$ 32,376.58	-	-
Nov-23	\$ 32,521.58	-	-
Dec-23	\$ 32,666.58	-	-
Jan-24	\$ 32,811.58	-	-
Feb-24	\$ 32,956.58	-	-
Mar-24	\$ 33,101.58	-	-
Apr-24	\$ 33,246.58	-	-
May-24	\$ 33,391.58	-	-
Jun-24	\$ 33,536.58	-	-
Jul-24	\$ 33,681.58	-	-
Aug-24	\$ 33,826.58	-	-
Sep-24	\$ 33,971.58	-	-
Oct-24	\$ 34,116.58	-	-





Cash	
Average	\$32,979.77
Minimum	\$32,970.00
Maximum	\$32,990.00

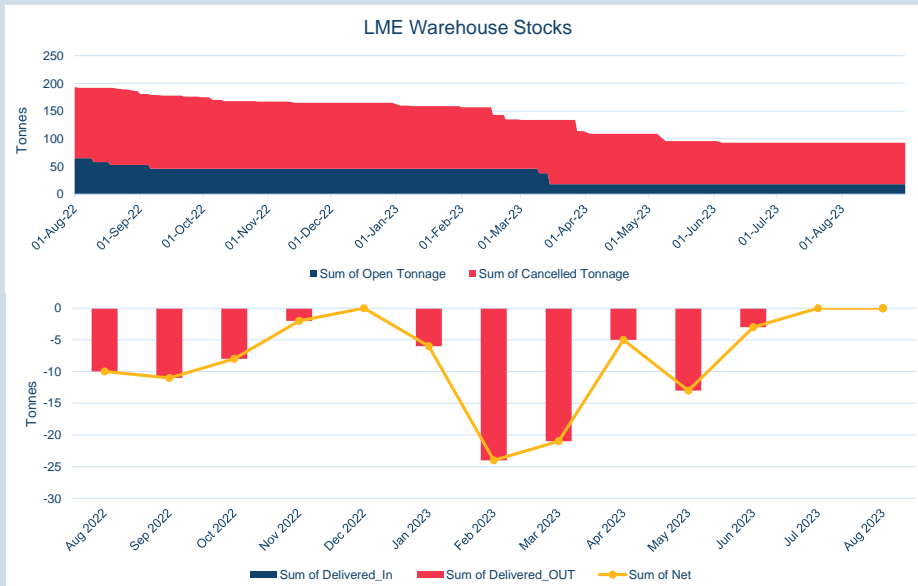
3M	
Average	\$33,420.00
Minimum	\$33,420.00
Maximum	\$33,420.00



Volume (ex UNA) Aug-2023	
Lots	-

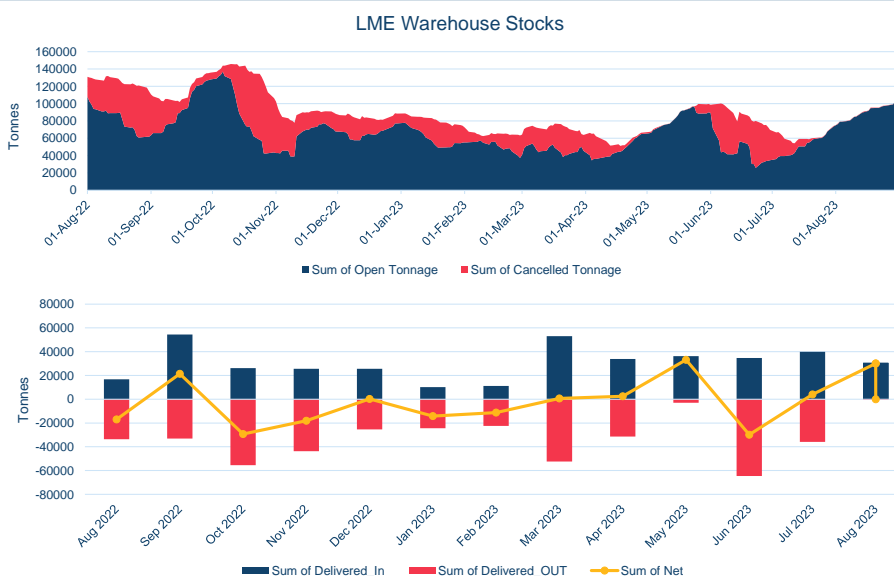
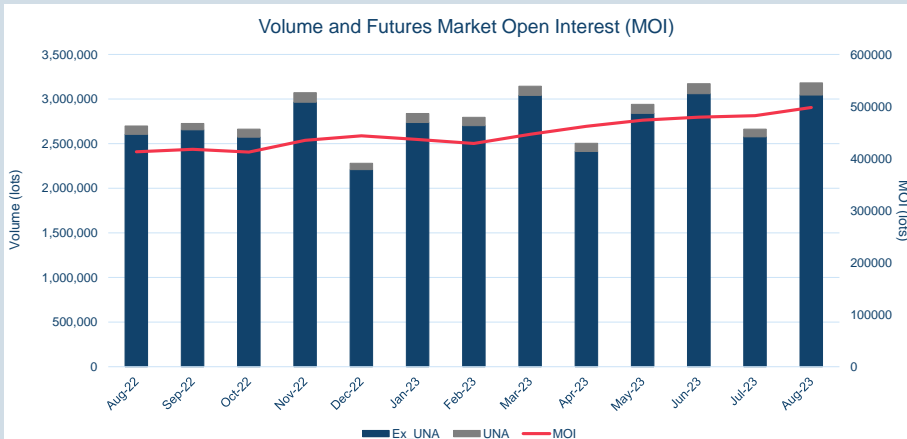
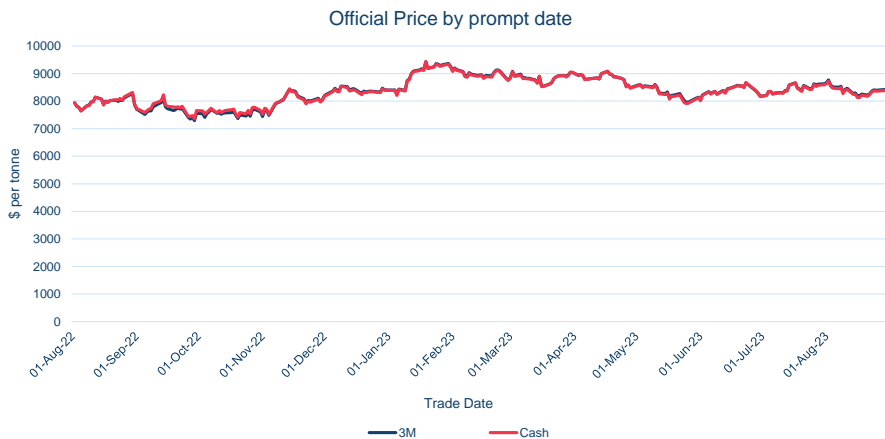
Volume (inc UNA) Aug-2023	
Lots	-
Tonnes	-

Volume Year To Date	
Lots	99
Tonnes	99



Warehouse Stock - Aug-23	
Delivered In	0
Delivered Out	0
Net	0

Warehouse Stock - Year To Date	
Delivered In	0
Delivered Out	-72
Net	-72



Cash	
Average	\$8,351.77
Minimum	\$8,126.50
Maximum	\$8,720.50

3M	
Average	\$8,392.50
Minimum	\$8,182.00
Maximum	\$8,768.00

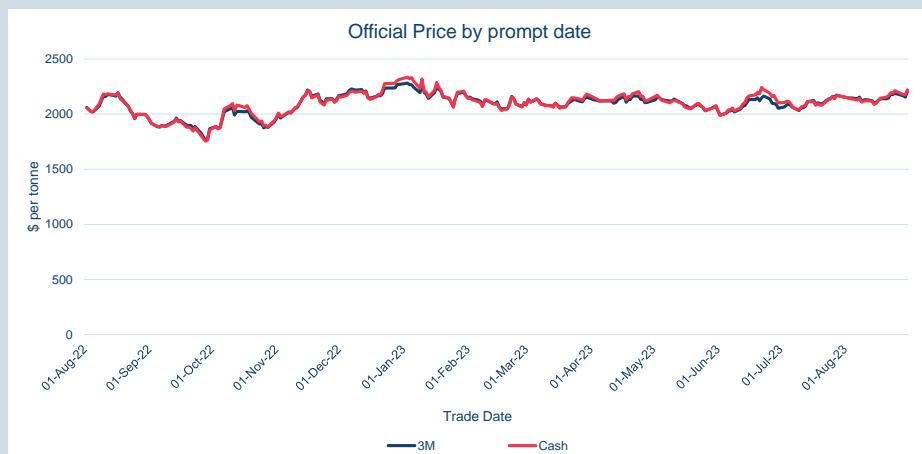
Volume (ex UNA)	Aug-2023
Lots	3,044,620

Volume (inc UNA)	Aug-2023
Lots	3,181,202
Tonnes	79,530,050

Volume	Year To Date
Lots	23,241,644
Tonnes	581,041,100

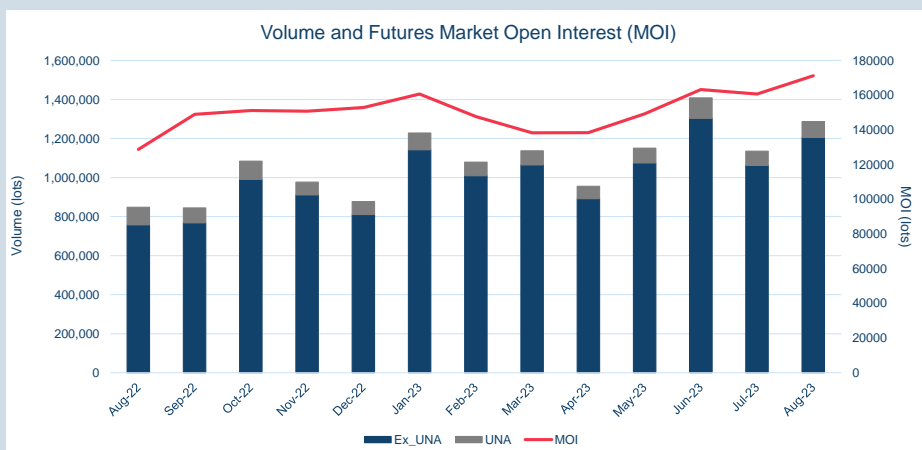
Warehouse Stock - Aug-23	
Delivered In	30,650
Delivered Out	-550
Net	30,100

Warehouse Stock - Year to Date	
Delivered In	249,775
Delivered Out	-234,550
Net	15,225



Cash	
Average	\$2,151.73
Minimum	\$2,088.00
Maximum	\$2,221.00

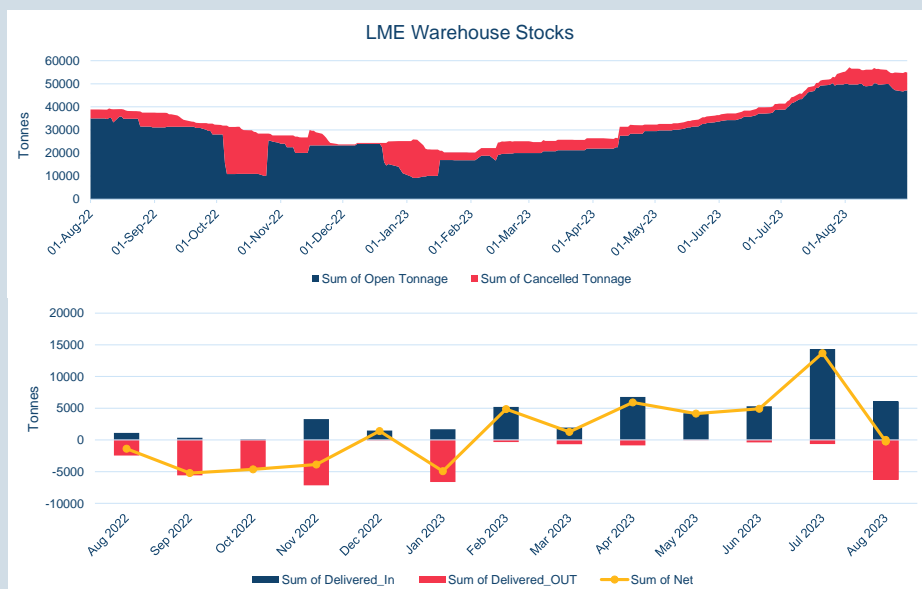
3M	
Average	\$2,148.39
Minimum	\$2,103.00
Maximum	\$2,203.00



Volume (ex UNA)	Aug-2023
Lots	1,205,611

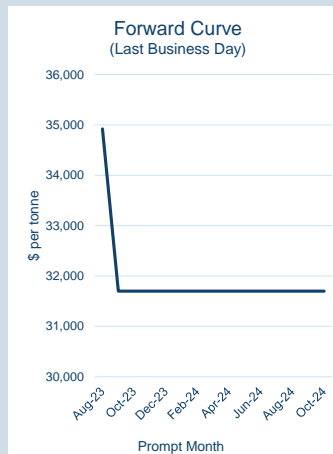
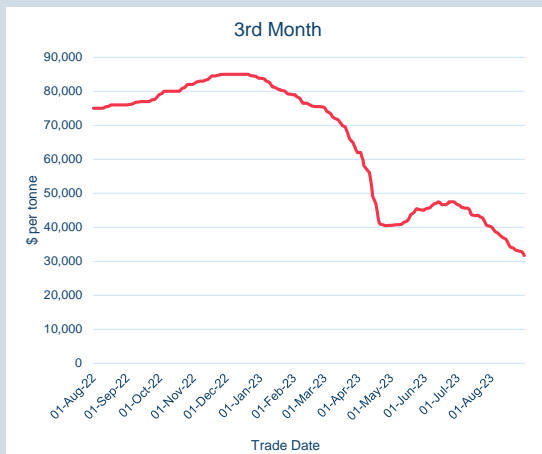
Volume (inc UNA)	Aug-2023
Lots	1,287,270
Tonnes	32,181,750

Volume	Year To Date
Lots	9,381,499
Tonnes	234,537,475



Warehouse Stock - Aug-23	
Delivered In	6,075
Delivered Out	-6,300
Net	-225

Warehouse Stock - Year To Date	
Delivered In	45,550
Delivered Out	-15,850
Net	29,700

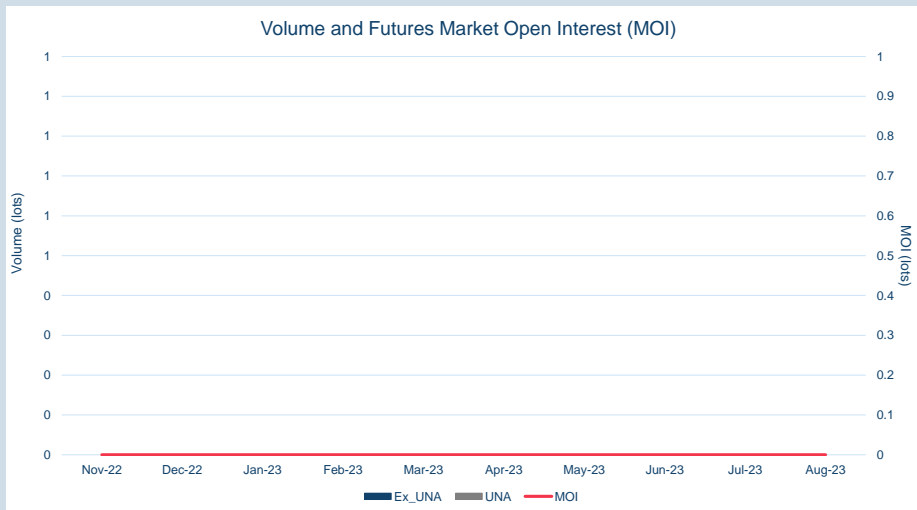


Front Month	
Average	\$36,348.59
Minimum	\$34,920.00
Maximum	\$39,250.00

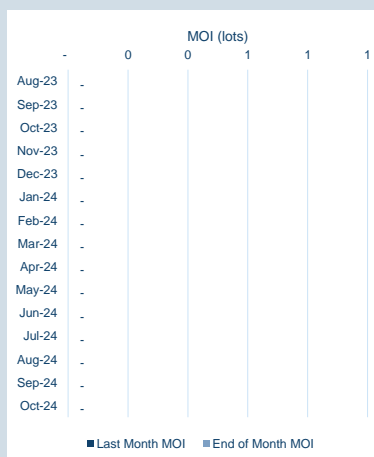
Volume (ex UNA)	Aug-2023
Lots	-

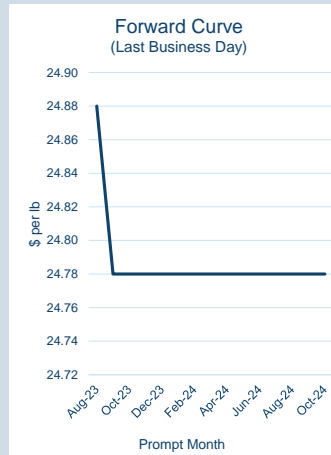
Volume (inc UNA)	Aug-2023
Lots	-
Tonnes	-

Volume	Year To Date
Lots	-
Tonnes	-



Prompt Month	End of Month - Daily Settlement	Volume (inc UNA)	End of Month - MOI
Aug-23	\$ 34,920.00	-	-
Sep-23	\$ 31,700.00	-	-
Oct-23	\$ 31,700.00	-	-
Nov-23	\$ 31,700.00	-	-
Dec-23	\$ 31,700.00	-	-
Jan-24	\$ 31,700.00	-	-
Feb-24	\$ 31,700.00	-	-
Mar-24	\$ 31,700.00	-	-
Apr-24	\$ 31,700.00	-	-
May-24	\$ 31,700.00	-	-
Jun-24	\$ 31,700.00	-	-
Jul-24	\$ 31,700.00	-	-
Aug-24	\$ 31,700.00	-	-
Sep-24	\$ 31,700.00	-	-
Oct-24	\$ 31,700.00	-	-



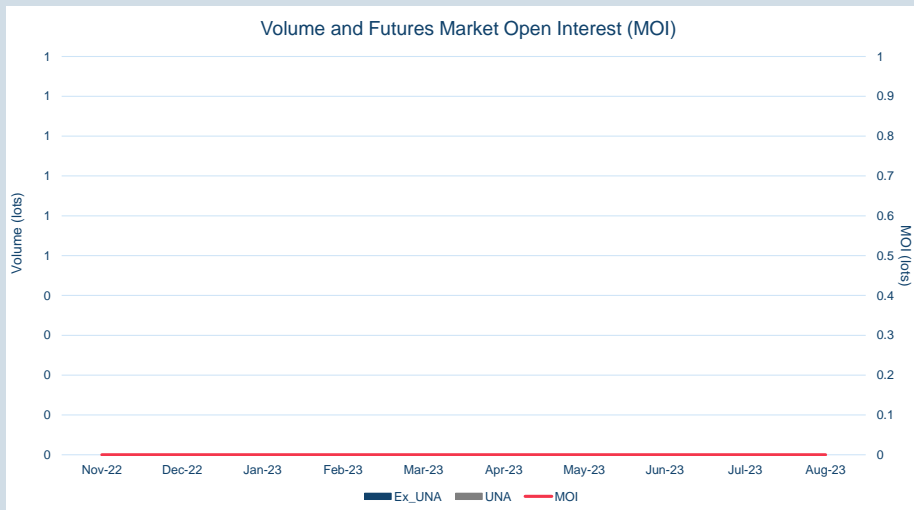


Front Month	
Average	\$24.81
Minimum	\$23.55
Maximum	\$25.69

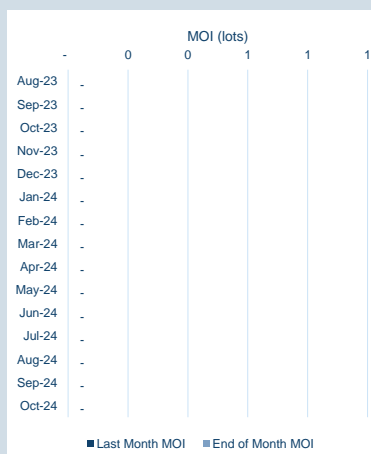
Volume (ex UNA)	Aug-2023
Lots	-

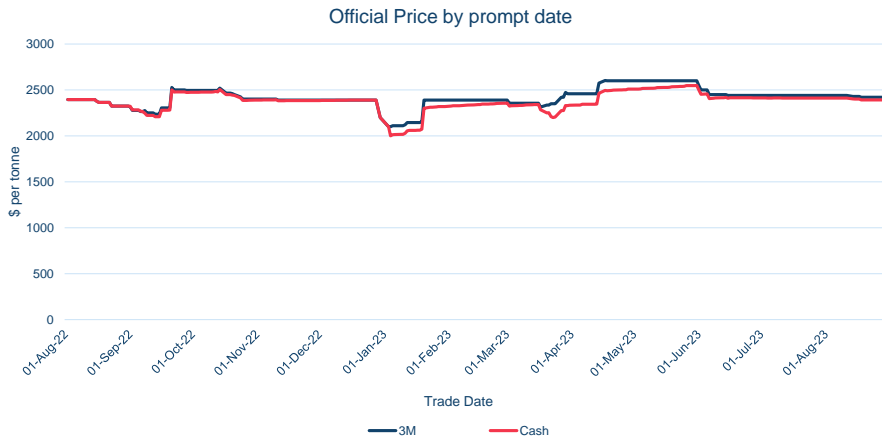
Volume (inc UNA)	Aug-2023
Lots	-
Tonnes	-

Volume	Year To Date
Lots	-
Tonnes	-



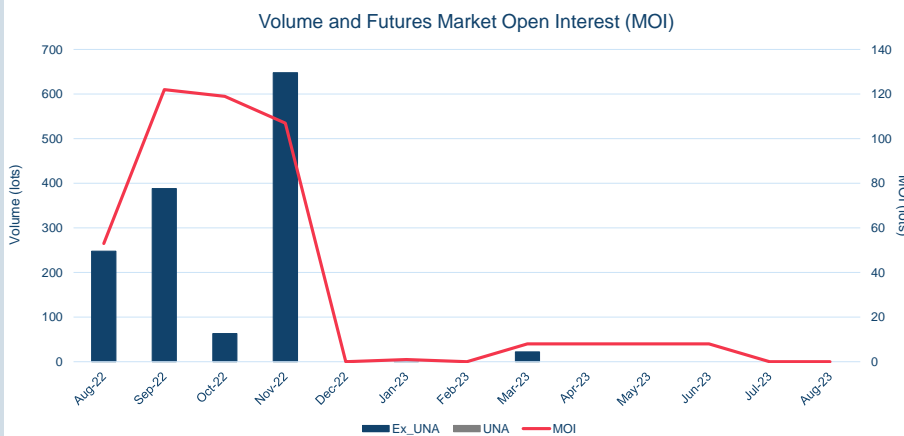
Prompt Month	End of Month - Daily Settlement	Volume (inc UNA)	End of Month - MOI
Aug-23	\$ 24.88	-	-
Sep-23	\$ 24.78	-	-
Oct-23	\$ 24.78	-	-
Nov-23	\$ 24.78	-	-
Dec-23	\$ 24.78	-	-
Jan-24	\$ 24.78	-	-
Feb-24	\$ 24.78	-	-
Mar-24	\$ 24.78	-	-
Apr-24	\$ 24.78	-	-
May-24	\$ 24.78	-	-
Jun-24	\$ 24.78	-	-
Jul-24	\$ 24.78	-	-
Aug-24	\$ 24.78	-	-
Sep-24	\$ 24.78	-	-
Oct-24	\$ 24.78	-	-





Cash	
Average	\$2,400.50
Minimum	\$2,391.00
Maximum	\$2,412.00

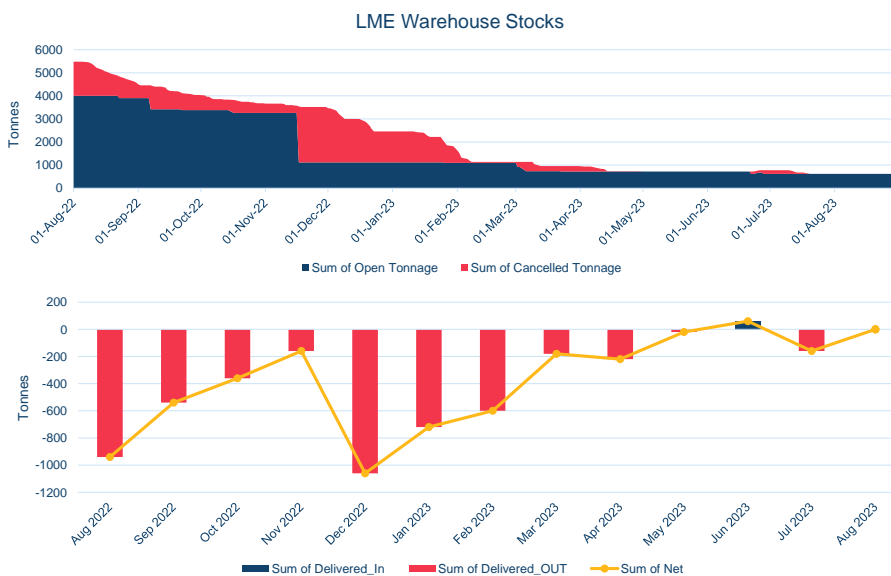
3M	
Average	\$2,429.09
Minimum	\$2,420.00
Maximum	\$2,440.00



Volume (ex UNA)	Aug-2023
Lots	-

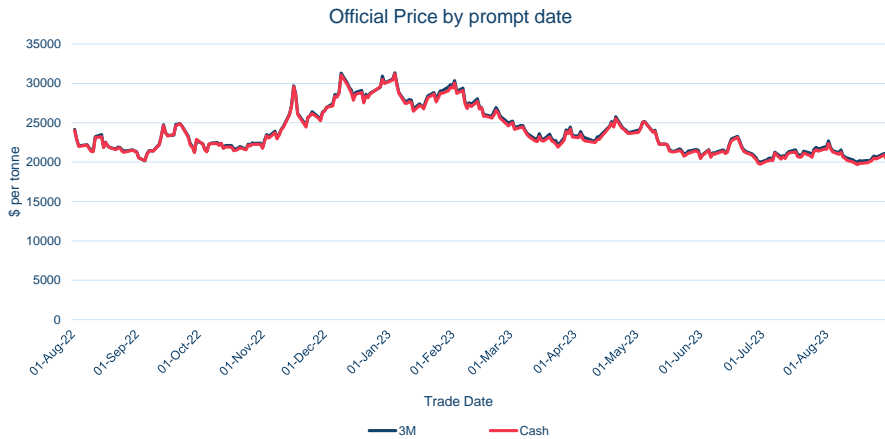
Volume (inc UNA)	Aug-2023
Lots	-
Tonnes	-

Volume	Year To Date
Lots	25
Tonnes	500



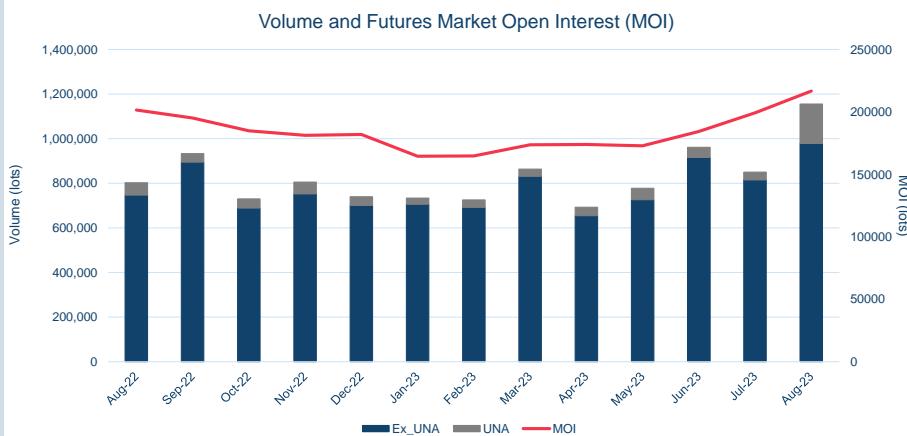
Warehouse Stock - Aug-23	
Delivered In	0
Delivered Out	0
Net	0

Warehouse Stock - Year To Date	
Delivered In	60
Delivered Out	-1,900
Net	-1,840



Cash	
Average	\$20,497.73
Minimum	\$19,685.00
Maximum	\$22,355.00

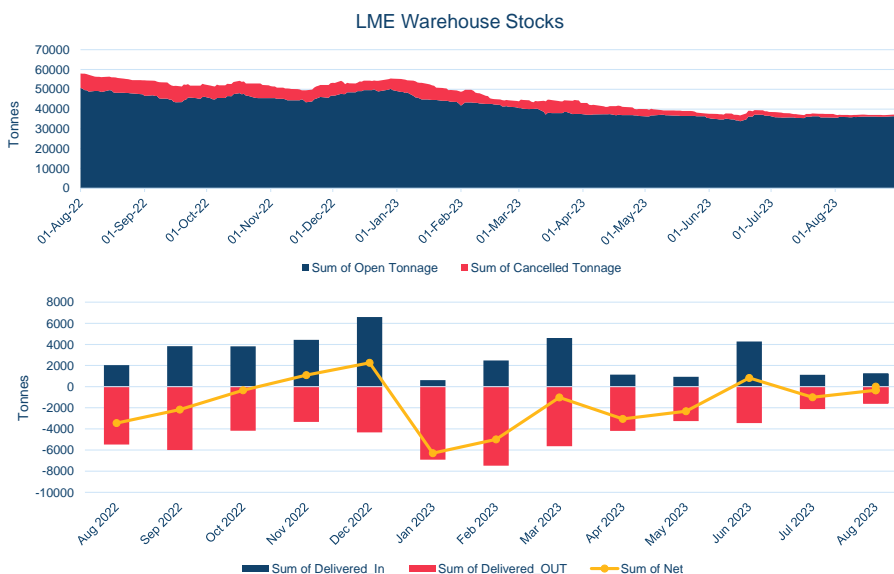
3M	
Average	\$20,730.91
Minimum	\$20,000.00
Maximum	\$22,700.00



Volume (ex UNA)	Aug-2023
Lots	978,715

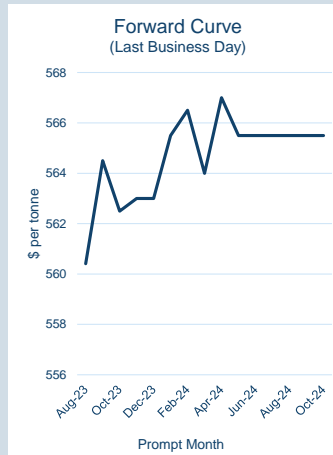
Volume (inc UNA)	Aug-2023
Lots	1,155,347
Tonnes	6,932,082

Volume	Year To Date
Lots	6,758,825
Tonnes	40,552,950



Warehouse Stock - Aug-23	
Delivered In	1,236
Delivered Out	-1,578
Net	-342

Warehouse Stock - Year To Date	
Delivered In	16,422
Delivered Out	-34,632
Net	-18,210

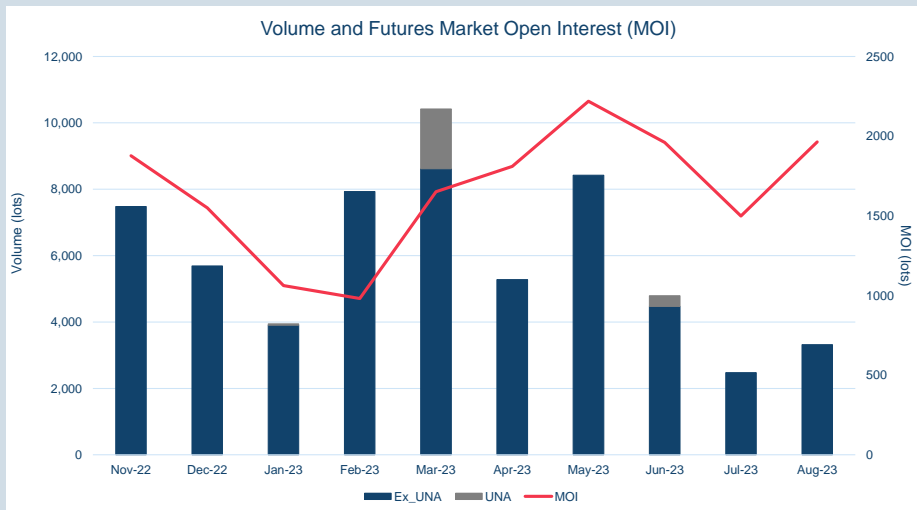


Front Month	
Average	\$557.88
Minimum	\$548.50
Maximum	\$568.50

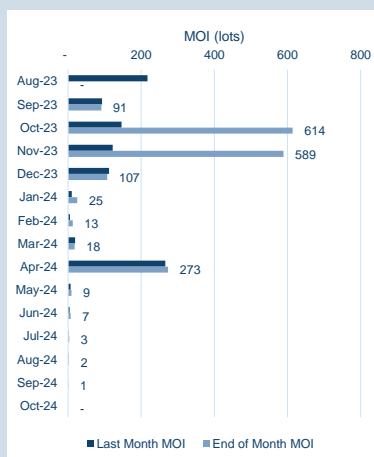
Volume (ex UNA) Aug-2023	
Lots	3,315

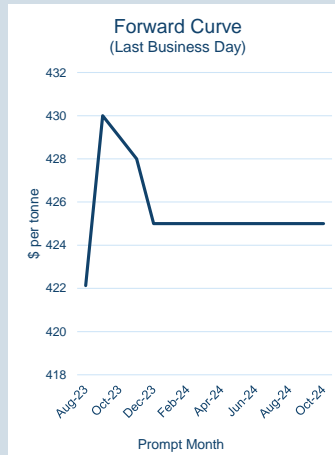
Volume (inc UNA) Aug-2023	
Lots	3,315
Tonnes	33,150

Volume Year To Date	
Lots	46,571
Tonnes	465,710



Prompt Month	End of Month - Daily Settlement	Volume (inc UNA)	End of Month - MOI
Aug-23	\$ 560.41	604	-
Sep-23	\$ 564.50	759	91
Oct-23	\$ 562.50	820	614
Nov-23	\$ 563.00	730	589
Dec-23	\$ 563.00	112	107
Jan-24	\$ 565.50	170	25
Feb-24	\$ 566.50	37	13
Mar-24	\$ 564.00	11	18
Apr-24	\$ 567.00	37	273
May-24	\$ 565.50	7	9
Jun-24	\$ 565.50	9	7
Jul-24	\$ 565.50	12	3
Aug-24	\$ 565.50	5	2
Sep-24	\$ 565.50	2	1
Oct-24	\$ 565.50	-	-



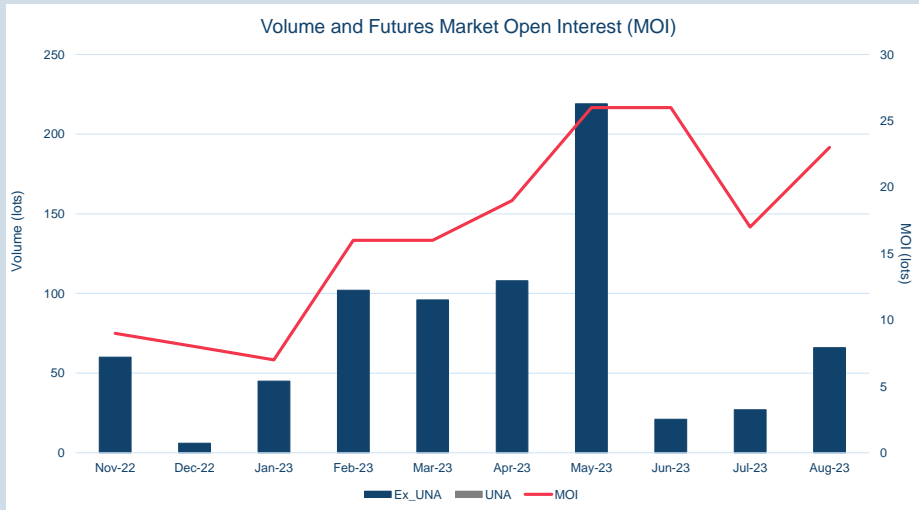


Front Month	
Average	\$416.14
Minimum	\$406.00
Maximum	\$422.13

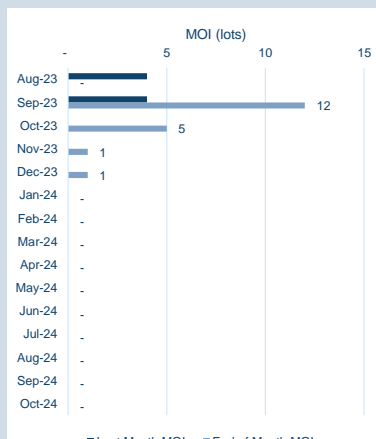
Volume (ex UNA) Aug-2023	
Lots	66

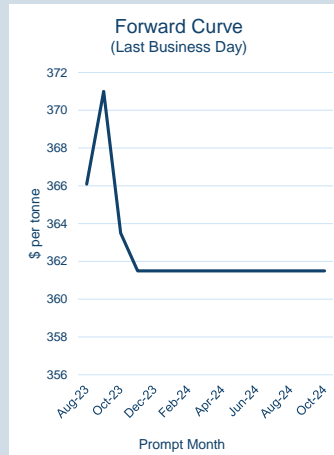
Volume (inc UNA) Aug-2023	
Lots	66
Tonnes	660

Volume Year To Date	
Lots	684
Tonnes	6,840



Prompt Month	End of Month - Daily Settlement	Volume (inc UNA)	End of Month - MOI
Aug-23	\$ 422.13	3	-
Sep-23	\$ 430.00	30	12
Oct-23	\$ 429.00	21	5
Nov-23	\$ 428.00	3	1
Dec-23	\$ 425.00	9	1
Jan-24	\$ 425.00	-	-
Feb-24	\$ 425.00	-	-
Mar-24	\$ 425.00	-	-
Apr-24	\$ 425.00	-	-
May-24	\$ 425.00	-	-
Jun-24	\$ 425.00	-	-
Jul-24	\$ 425.00	-	-
Aug-24	\$ 425.00	-	-
Sep-24	\$ 425.00	-	-
Oct-24	\$ 425.00	-	-



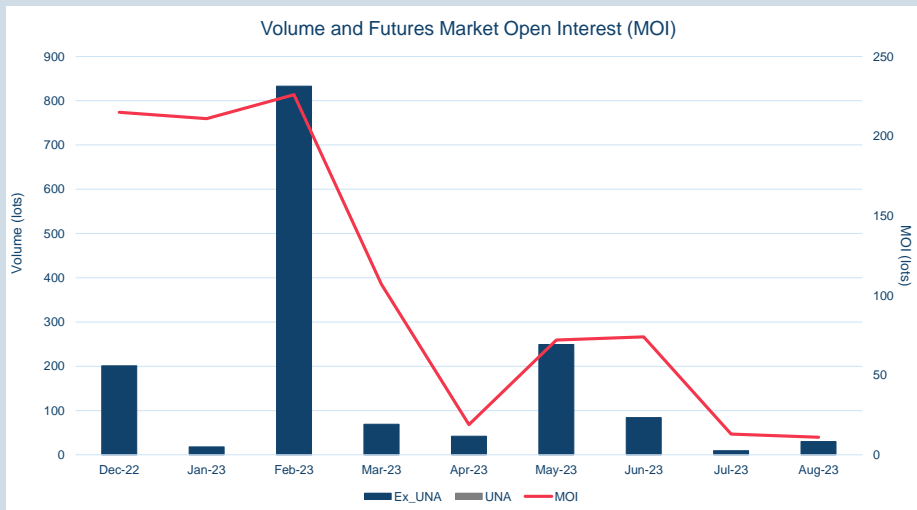


Front Month	
Average	\$360.23
Minimum	\$357.50
Maximum	\$366.09

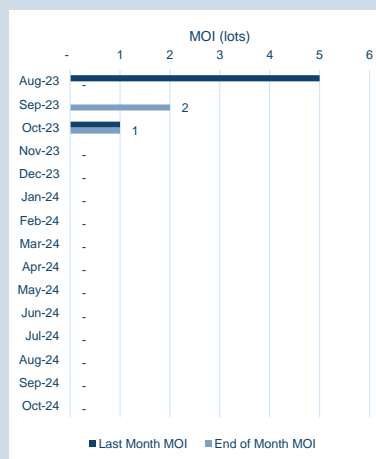
Volume (ex UNA) Aug-2023	
Lots	30

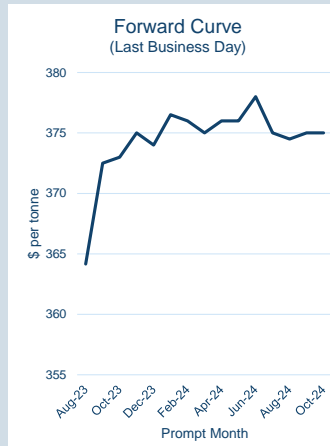
Volume (inc UNA) Aug-2023	
Lots	30
Tonnes	300

Volume Year To Date	
Lots	1,334
Tonnes	13,340



Prompt Month	End of Month - Daily Settlement	Volume (inc UNA)	End of Month - MOI
Aug-23	\$ 366.09	6	-
Sep-23	\$ 371.00	24	2
Oct-23	\$ 363.50	-	1
Nov-23	\$ 361.50	-	-
Dec-23	\$ 361.50	-	-
Jan-24	\$ 361.50	-	-
Feb-24	\$ 361.50	-	-
Mar-24	\$ 361.50	-	-
Apr-24	\$ 361.50	-	-
May-24	\$ 361.50	-	-
Jun-24	\$ 361.50	-	-
Jul-24	\$ 361.50	-	-
Aug-24	\$ 361.50	-	-
Sep-24	\$ 361.50	-	-
Oct-24	\$ 361.50	-	-



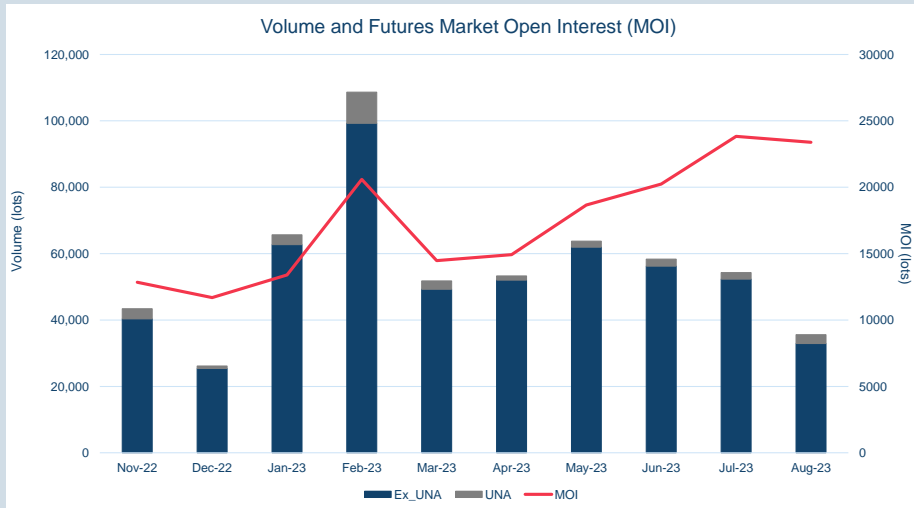


Front Month	
Average	\$361.39
Minimum	\$353.00
Maximum	\$367.50

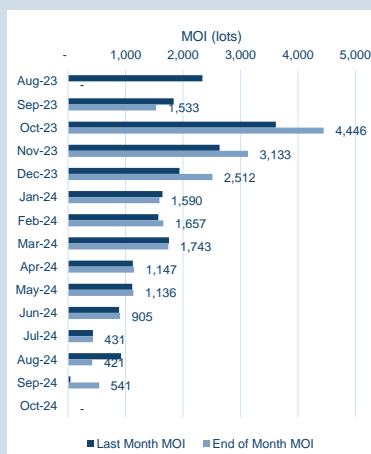
Volume (ex UNA) Aug-2023	
Lots	32,897

Volume (inc UNA) Aug-2023	
Lots	35,557
Tonnes	355,570

Volume Year To Date	
Lots	491,333
Tonnes	4,913,330



Prompt Month	End of Month - Daily Settlement	Volume (inc UNA)	End of Month - MOI
Aug-23	\$ 364.16	2,005	-
Sep-23	\$ 372.50	7,392	1,533
Oct-23	\$ 373.00	7,110	4,446
Nov-23	\$ 375.00	6,782	3,133
Dec-23	\$ 374.00	5,889	2,512
Jan-24	\$ 376.50	1,334	1,590
Feb-24	\$ 376.00	569	1,657
Mar-24	\$ 375.00	715	1,743
Apr-24	\$ 376.00	494	1,147
May-24	\$ 376.00	89	1,136
Jun-24	\$ 378.00	100	905
Jul-24	\$ 375.00	32	431
Aug-24	\$ 374.50	1,507	421
Sep-24	\$ 375.00	1,539	541
Oct-24	\$ 375.00	-	-



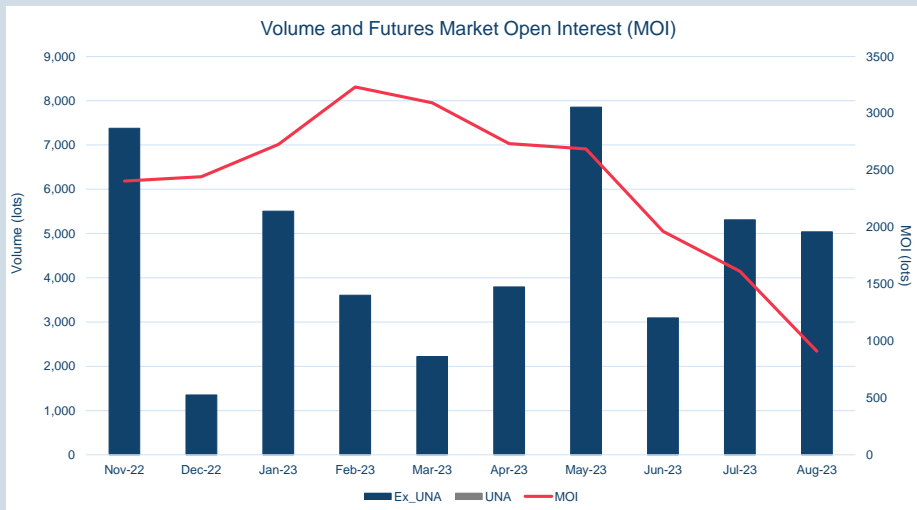


Front Month	
Average	\$556.31
Minimum	\$549.50
Maximum	\$578.00

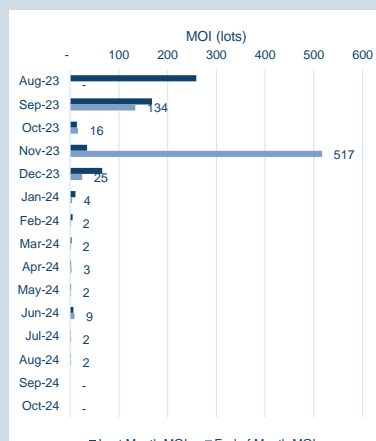
Volume (ex UNA) Aug-2023	
Lots	5,038

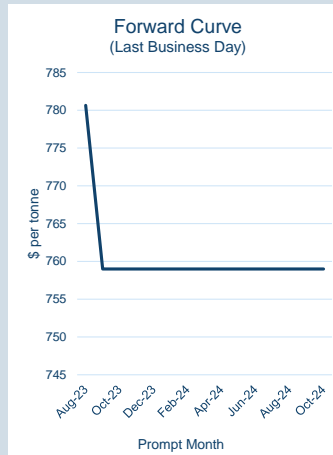
Volume (inc UNA) Aug-2023	
Lots	5,038
Tonnes	50,380

Volume Year To Date	
Lots	36,416
Tonnes	364,160



Prompt Month	End of Month - Daily Settlement	Volume (inc UNA)	End of Month - MOI
Aug-23	\$ 552.32	963	-
Sep-23	\$ 555.00	898	134
Oct-23	\$ 556.00	424	16
Nov-23	\$ 556.00	2,038	517
Dec-23	\$ 556.00	642	25
Jan-24	\$ 556.00	19	4
Feb-24	\$ 565.50	17	2
Mar-24	\$ 565.50	8	2
Apr-24	\$ 565.50	3	3
May-24	\$ 565.50	3	2
Jun-24	\$ 570.00	8	9
Jul-24	\$ 569.00	6	2
Aug-24	\$ 560.50	9	2
Sep-24	\$ 563.00	-	-
Oct-24	\$ 563.00	-	-



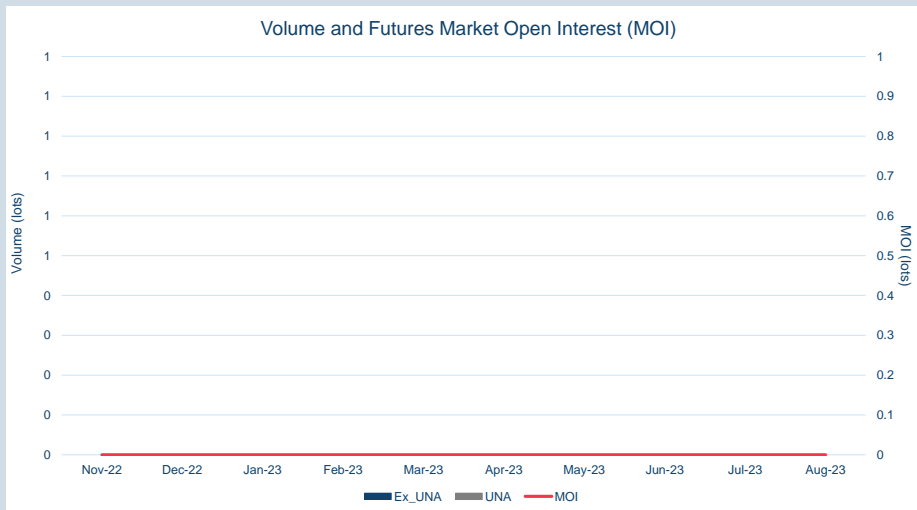


Front Month	
Average	\$793.50
Minimum	\$779.57
Maximum	\$835.00


Volume (ex UNA)	Aug-2023
Lots	-

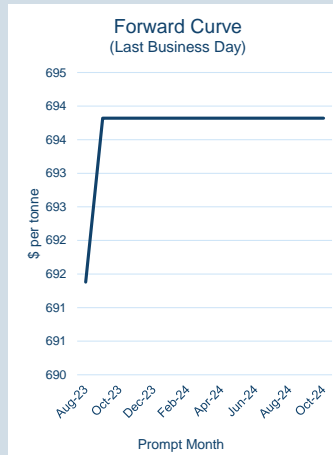
Volume (inc UNA)	Aug-2023
Lots	-
Tonnes	-

Volume	Year To Date
Lots	-
Tonnes	-



Prompt Month	End of Month - Daily Settlement	Volume (inc UNA)	End of Month - MOI
Aug-23	\$ 780.65	-	-
Sep-23	\$ 759.00	-	-
Oct-23	\$ 759.00	-	-
Nov-23	\$ 759.00	-	-
Dec-23	\$ 759.00	-	-
Jan-24	\$ 759.00	-	-
Feb-24	\$ 759.00	-	-
Mar-24	\$ 759.00	-	-
Apr-24	\$ 759.00	-	-
May-24	\$ 759.00	-	-
Jun-24	\$ 759.00	-	-
Jul-24	\$ 759.00	-	-
Aug-24	\$ 759.00	-	-
Sep-24	\$ 759.00	-	-
Oct-24	\$ 759.00	-	-



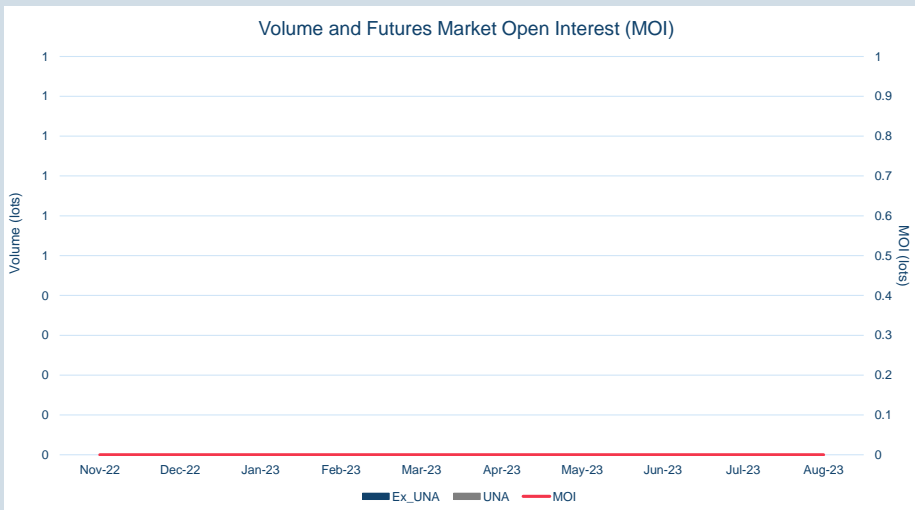


Front Month	
Average	\$694.48
Minimum	\$686.03
Maximum	\$716.39

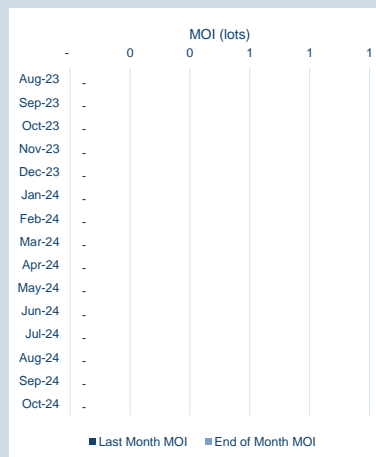
Volume (ex UNA)	Aug-2023
Lots	-

Volume (inc UNA)	Aug-2023
Lots	-
Tonnes	-

Volume	Year To Date
Lots	-
Tonnes	-



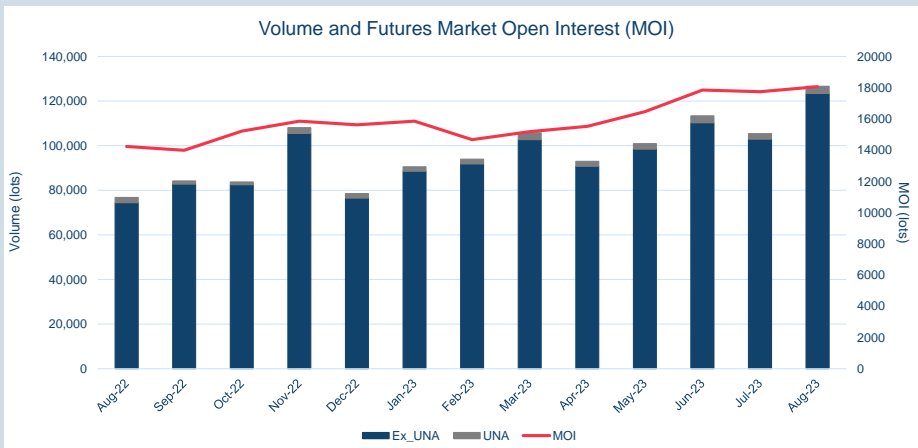
Prompt Month	End of Month - Daily Settlement	Volume (inc UNA)	End of Month - MOI
Aug-23	\$ 691.38	-	-
Sep-23	\$ 693.82	-	-
Oct-23	\$ 693.82	-	-
Nov-23	\$ 693.82	-	-
Dec-23	\$ 693.82	-	-
Jan-24	\$ 693.82	-	-
Feb-24	\$ 693.82	-	-
Mar-24	\$ 693.82	-	-
Apr-24	\$ 693.82	-	-
May-24	\$ 693.82	-	-
Jun-24	\$ 693.82	-	-
Jul-24	\$ 693.82	-	-
Aug-24	\$ 693.82	-	-
Sep-24	\$ 693.82	-	-
Oct-24	\$ 693.82	-	-





Cash	
Average	\$25,995.23
Minimum	\$24,600.00
Maximum	\$27,925.00

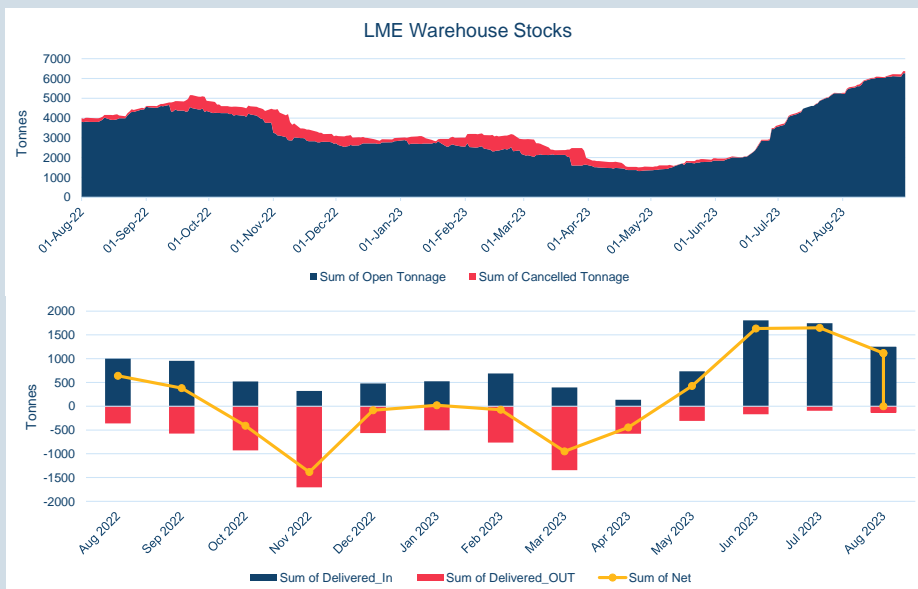
3M	
Average	\$26,210.68
Minimum	\$24,860.00
Maximum	\$27,950.00



Volume (ex UNA)	Aug-2023
Lots	123,400

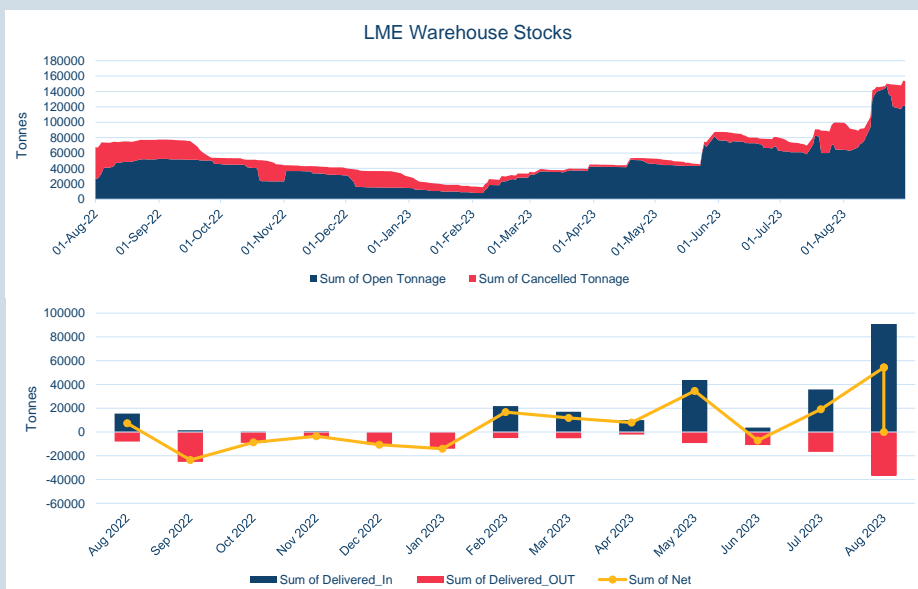
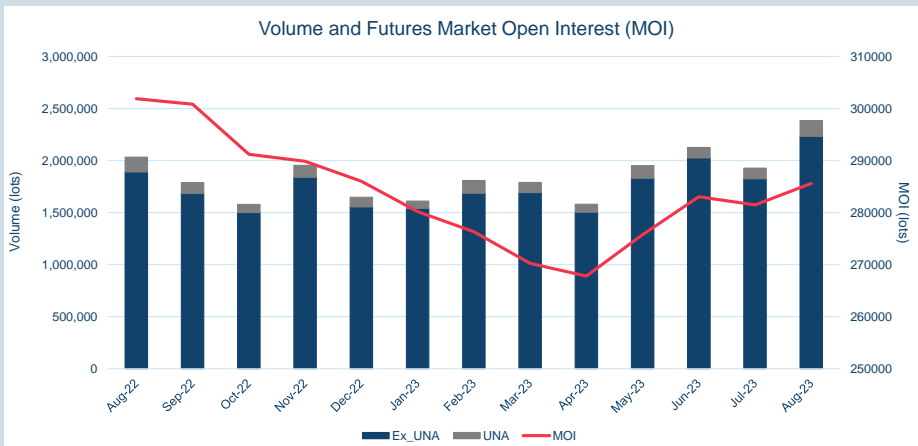
Volume (inc UNA)	Aug-2023
Lots	126,670
Tonnes	633,350

Volume	Year To Date
Lots	829,621
Tonnes	4,148,105



Warehouse Stock - Aug-23	
Delivered In	1,250
Delivered Out	-135
Net	1,115

Warehouse Stock - Year To Date	
Delivered In	7,280
Delivered Out	-3,905
Net	3,375



Cash	
Average	\$2,401.02
Minimum	\$2,261.00
Maximum	\$2,554.00

3M	
Average	\$2,404.55
Minimum	\$2,282.00
Maximum	\$2,554.00

Volume (ex UNA)	Aug-2023
Lots	2,232,777

Volume (inc UNA)	Aug-2023
Lots	2,384,420
Tonnes	59,610,500

Volume	Year To Date
Lots	15,178,806
Tonnes	379,470,150

Warehouse Stock - Aug-23	
Delivered In	90,825
Delivered Out	-36,600
Net	54,225

Warehouse Stock - Year To Date	
Delivered In	223,075
Delivered Out	-99,975
Net	123,100