

**Prices - Nov-23**

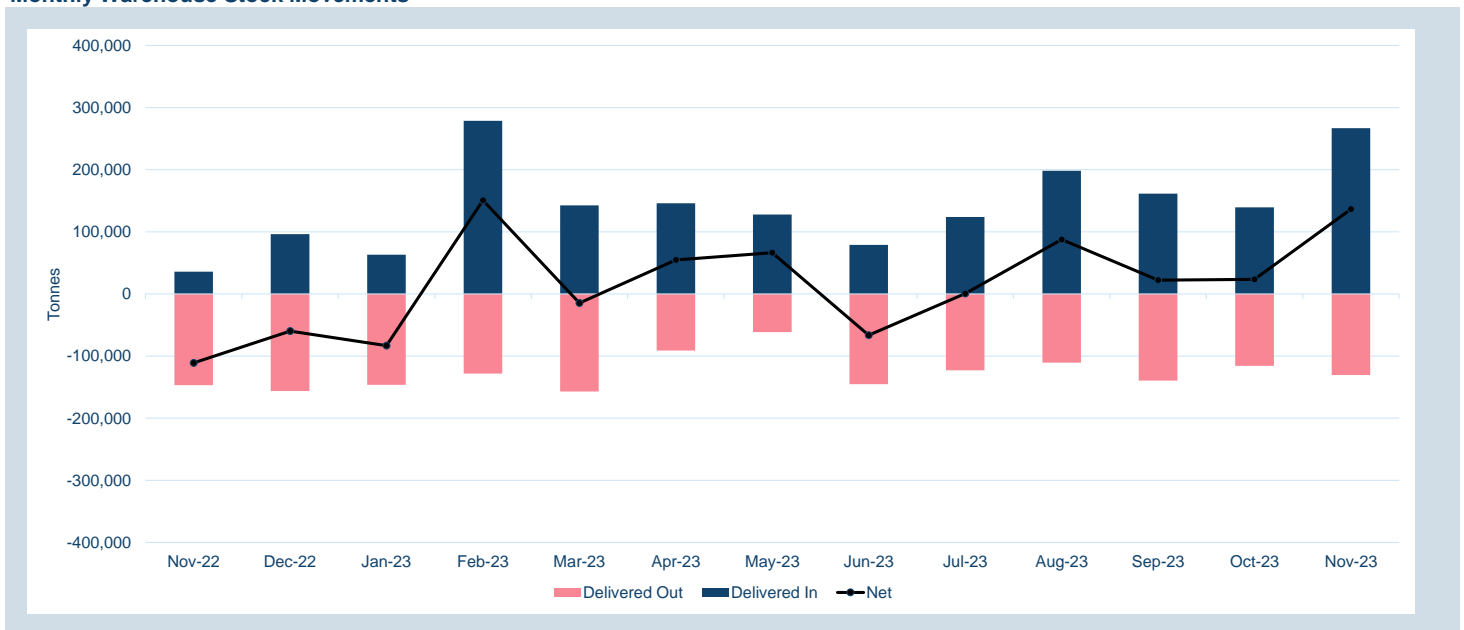
Contract	Official Cash Settlement Price				Official 3 Month Price			
	Average	Low	High	*M/M Change %	Average	Low	High	*M/M Change %
LME Aluminium	\$2,202.23	\$2,157.50	\$2,258.50	0.4%	\$2,231.18	\$2,198.00	\$2,279.00	0.6%
LME Aluminium Alloy	\$1,677.00	\$1,553.00	\$1,760.00	8.6%	\$1,694.05	\$1,580.00	\$1,769.00	7.2%
LME NASAAC	\$2,209.91	\$2,186.00	\$2,218.00	-1.0%	\$2,219.00	\$2,200.00	\$2,222.00	-1.5%
LME Copper	\$8,173.95	\$8,006.00	\$8,384.00	3.0%	\$8,266.25	\$8,086.00	\$8,473.00	3.1%
LME Lead	\$2,185.07	\$2,097.00	\$2,285.00	2.3%	\$2,191.91	\$2,106.00	\$2,284.50	4.1%
LME Nickel	\$16,979.77	\$15,885.00	\$17,865.00	-7.0%	\$17,239.09	\$16,060.00	\$18,140.00	-6.9%
LME Tin	\$24,221.14	\$22,910.00	\$25,100.00	-1.6%	\$24,471.59	\$23,275.00	\$25,330.00	-1.6%
LME Zinc	\$2,543.77	\$2,478.00	\$2,647.00	3.9%	\$2,550.59	\$2,477.00	\$2,649.50	3.4%
LME Cobalt	\$33,003.41	\$32,990.00	\$33,015.00	0.1%	\$33,420.00	\$33,420.00	\$33,420.00	0.0%

\* Percentage change in average price from previous month

**Warehouse stock movements (tonnes) - Nov-23**

Contract	Delivered In	Delivered Out	Net	Closing
LME Aluminium	41,275	- 59,600	- 18,325	454,375
LME Aluminium Alloy	-	- 20	- 20	1,900
LME NASAAC	-	-	-	620
LME Copper	31,075	- 31,225	- 150	174,250
LME Lead	20,400	- 9,425	10,975	139,325
LME Nickel	8,562	- 7,032	1,530	46,314
LME Tin	1,540	- 720	820	8,065
LME Zinc	164,050	- 22,475	141,575	224,275
LME Cobalt	-	-	-	92
<b>Total</b>	<b>266,902</b>	<b>- 130,497</b>	<b>136,405</b>	<b>1,049,216</b>

**Monthly Warehouse Stock Movements**



© The London Metal Exchange - An HKEX Company. 10 Finsbury Square, London EC2A 1AJ

The information contained within this presentation is for illustrative and educational purposes only and should not be relied upon in making any investment decision. The past performance of any commodity, derivative or other product referred to in the presentation cannot be relied upon as a guide to its future performance. Whilst every effort has been made to ensure the information is up-to-date and correct, the LME cannot guarantee that it is completely accurate and free from human error. The information is published "as is" without any warranty of any kind, express or implied, as to accuracy of the information and the LME shall not be liable for any losses or damage that may result from use of the presentation as a consequence of any inaccuracies in, or any omissions from, the information which it may contain. The information may not be reproduced, distributed or transmitted to any other person or incorporated in any way into another publication or other material.

**Volumes - Nov-23**

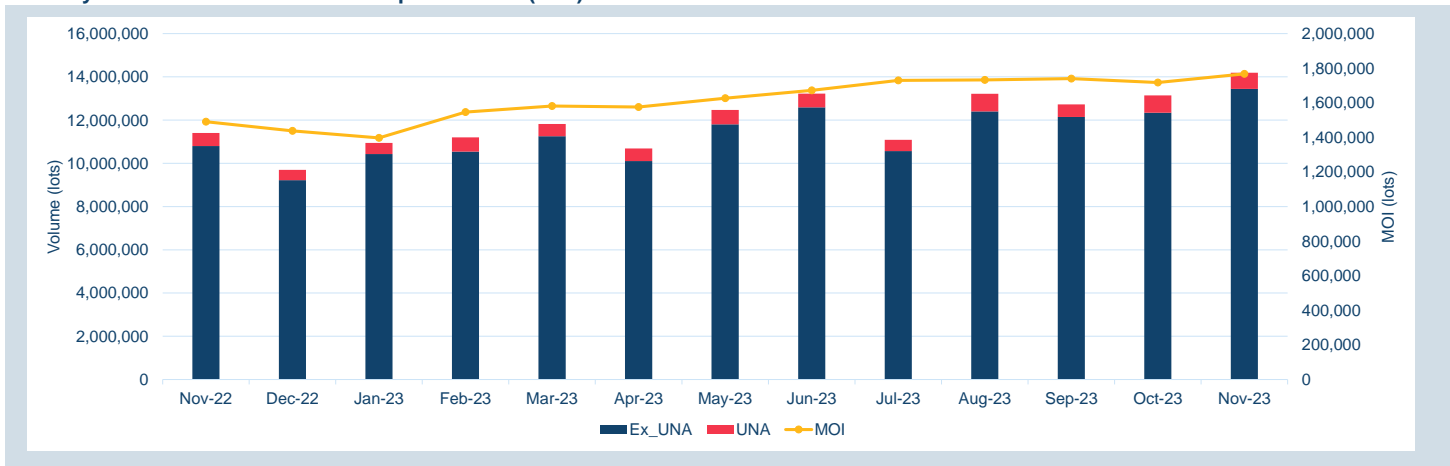
Contract	ADV (lots)	ADV Y/Y change % *	Volume Year to date (lots)	Tonnes Year to date (millions)	Futures Market Open Interest **
<b>Non-ferrous metals (futures, traded options and TAPOs)</b>					
LME Aluminium	239,583	19.3%	53,933,243	1,348	768,709
LME Aluminium Alloy	32	-4.3%	852	0	1
LME NASAAC	-	-100.0%	136	0	37
LME Copper	152,758	9.4%	32,900,194	823	328,693
LME Lead	82,338	85.4%	14,205,048	355	165,705
LME Nickel	58,182	59.0%	9,902,722	59	202,775
LME Tin	5,844	18.9%	1,182,832	6	18,559
LME Zinc	101,859	14.6%	21,671,164	542	246,507
LME M A Futures***	246	-31.4%	76,017	2	9,956
LMEminis	-	-	-	-	-
<b>LME Premiums</b>					
LME Aluminium Premium Duty paid US Midwest (Platts)	2	81.8%	837	0	418
LME Aluminium Premium Duty Paid European (Fastmarkets MB)	34	146.7%	6,798	0	578
<b>Minor Metals (futures)</b>					
LME Cobalt	-	-100.0%	99	0	-
<b>Ferrous (futures)</b>					
LME Steel HRC FOB China (Argus)	86	-74.4%	40,442	0	862
LME Steel HRC N. America (Platts)	-	-	-	-	-
LME Steel Scrap CFR Turkey (Platts)	3,766	90.8%	716,521	7	23,684
LME Steel Scrap CFR India (Platts)	5	70.0%	1,041	0	33
LME Steel Rebar FOB Turkey (Platts)	266	-21.7%	60,080	1	646
LME Steel Scrap CFR Taiwan (Argus)	1	-95.5%	1,433	0	4
LME HRC NW Europe (Argus)	-	-	-	-	-
<b>Precious (futures)</b>					
LME Gold	-	-	-	-	-
<b>Total</b>	<b>645,002</b>	<b>24.4%</b>	<b>134,699,459</b>	<b>3,143</b>	<b>1,767,167</b>
<b>Total (excl. UNA)</b>	<b>611,096</b>				

\*Percentage year-on-year change between current month and corresponding month in the previous year.

\*\*Last trading day of month

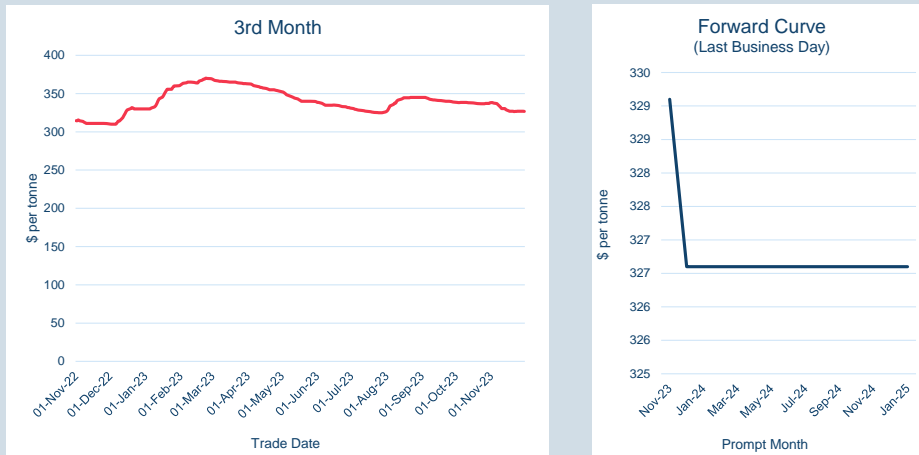
\*\*\*LME Monthly Average Futures include contracts for aluminium, aluminium alloy, NASAAC, copper, nickel, lead, tin and zinc

**Monthly Volumes & Futures Market Open Interest (MOI)**



© The London Metal Exchange - An HKE<sup>X</sup> Company. 10 Finsbury Square, London EC2A 1AJ

The information contained within this presentation is for illustrative and educational purposes only and should not be relied upon in making any investment decision. The past performance of any commodity, derivative or other product referred to in the presentation cannot be relied upon as a guide to its future performance. Whilst every effort has been made to ensure the information is up-to-date and correct, the LME cannot guarantee that it is completely accurate and free from human error. The information is published "as is" without any warranty of any kind, express or implied, as to accuracy of the information and the LME shall not be liable for any losses or damage that may result from use of the presentation as a consequence of any inaccuracies in, or any omissions from, the information which it may contain. The information may not be reproduced, distributed or transmitted to any other person or incorporated in any way into another publication or other material.

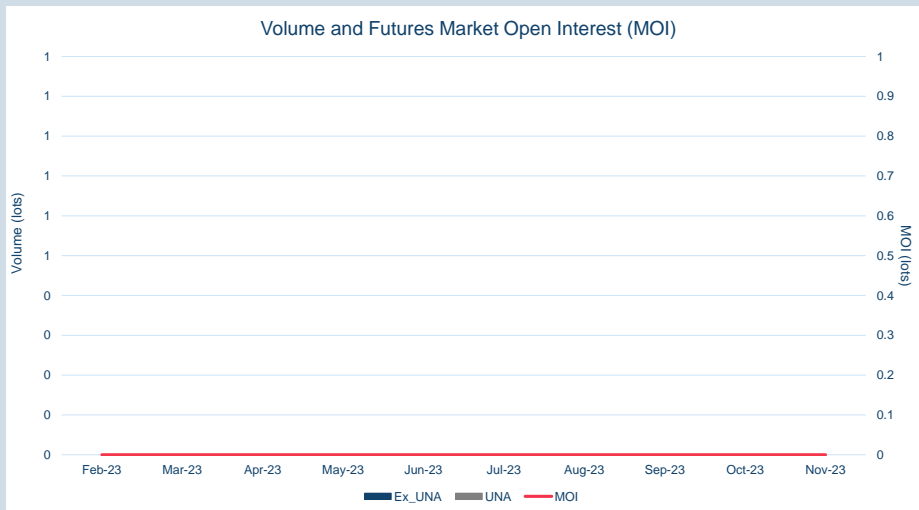


Front Month	
Average	\$330.77
Minimum	\$328.50
Maximum	\$338.00

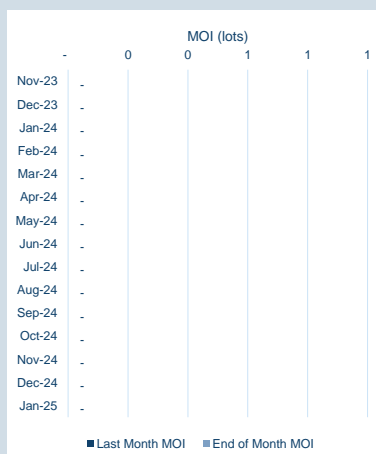
Volume (ex UNA)	Nov-2023
Lots	-

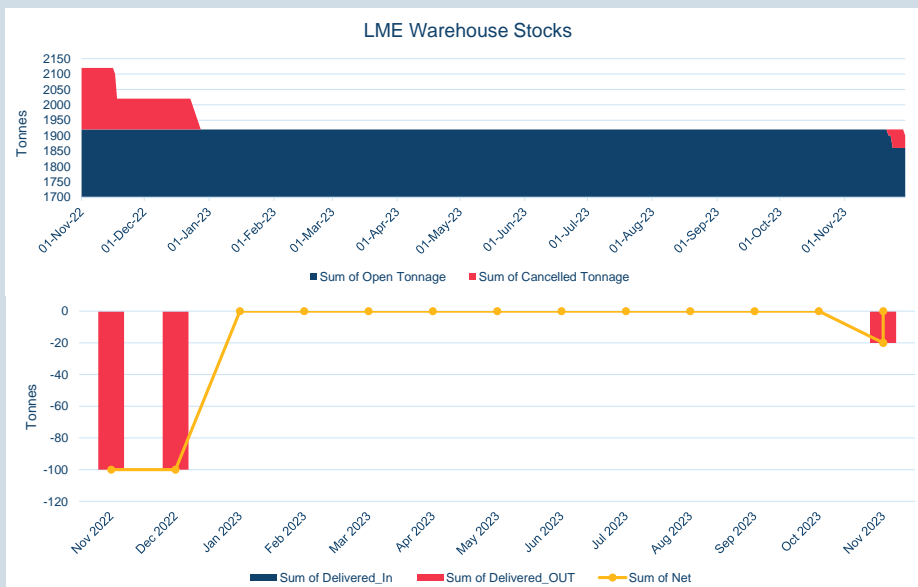
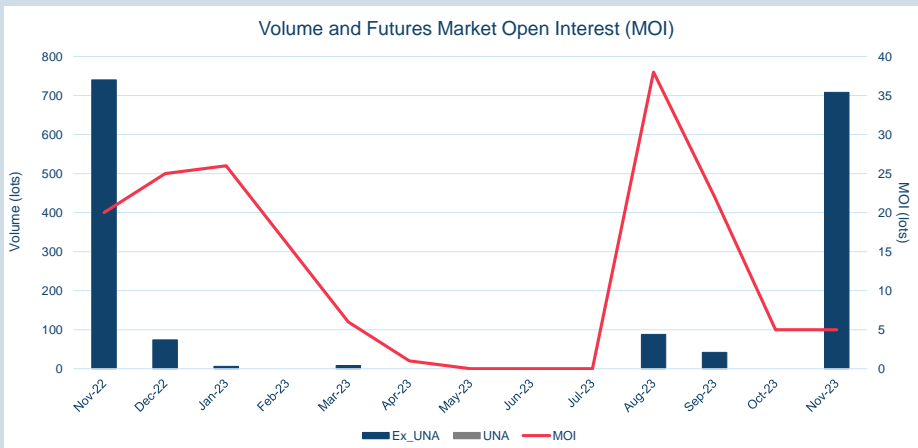
Volume (inc UNA)	Nov-2023
Lots	-
Tonnes	-

Volume	Year To Date
Lots	-
Tonnes	-



Prompt Month	End of Month - Daily Settlement	Volume (inc UNA)	End of Month - MOI
Nov-23	\$ 329.10	-	-
Dec-23	\$ 326.60	-	-
Jan-24	\$ 326.60	-	-
Feb-24	\$ 326.60	-	-
Mar-24	\$ 326.60	-	-
Apr-24	\$ 326.60	-	-
May-24	\$ 326.60	-	-
Jun-24	\$ 326.60	-	-
Jul-24	\$ 326.60	-	-
Aug-24	\$ 326.60	-	-
Sep-24	\$ 326.60	-	-
Oct-24	\$ 326.60	-	-
Nov-24	\$ 326.60	-	-
Dec-24	\$ 326.60	-	-
Jan-25	\$ 326.60	-	-





Cash	
Average	\$1,677.00
Minimum	\$1,553.00
Maximum	\$1,760.00

3M	
Average	\$1,694.05
Minimum	\$1,580.00
Maximum	\$1,769.00

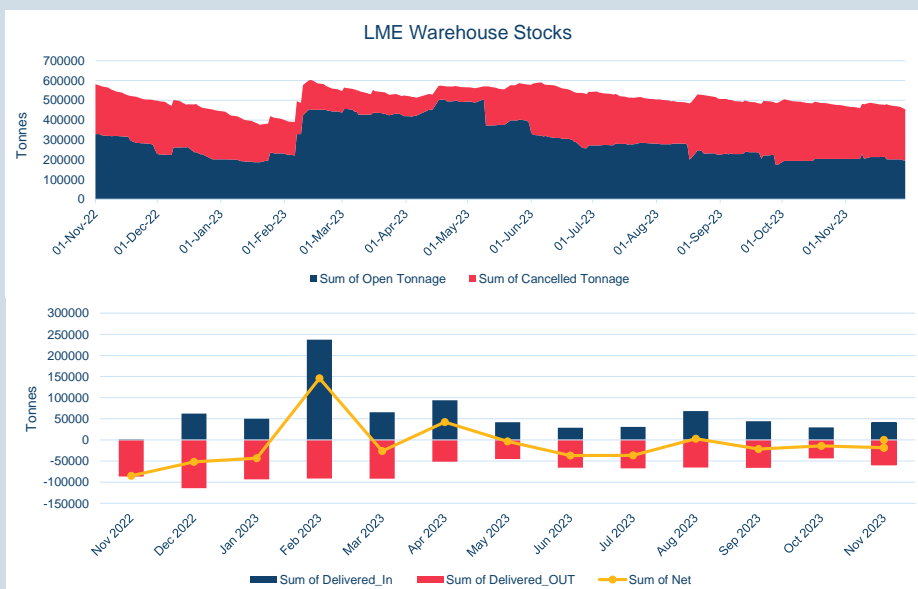
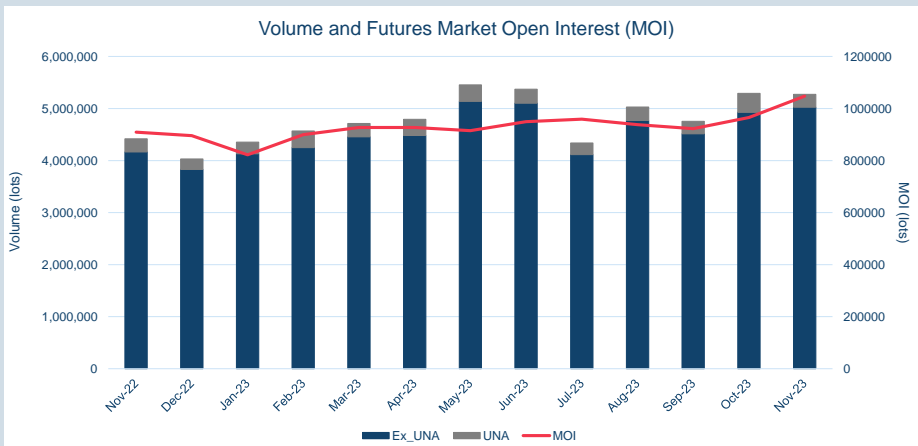
Volume (ex UNA)	Nov-2023
Lots	708

Volume (inc UNA)	Nov-2023
Lots	708
Tonnes	14,160

Volume	Year To Date
Lots	852
Tonnes	17,040

Warehouse Stock - Nov-23	
Delivered In	-
Delivered Out	- 20
Net	- 20

Warehouse Stock - Year to Date	
Delivered In	-
Delivered Out	- 20
Net	- 20



Cash	
Average	\$2,202.23
Minimum	\$2,157.50
Maximum	\$2,258.50

3M	
Average	\$2,231.18
Minimum	\$2,198.00
Maximum	\$2,279.00

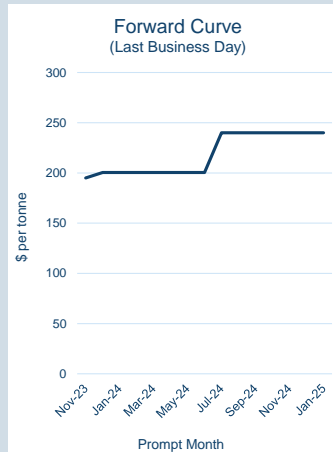
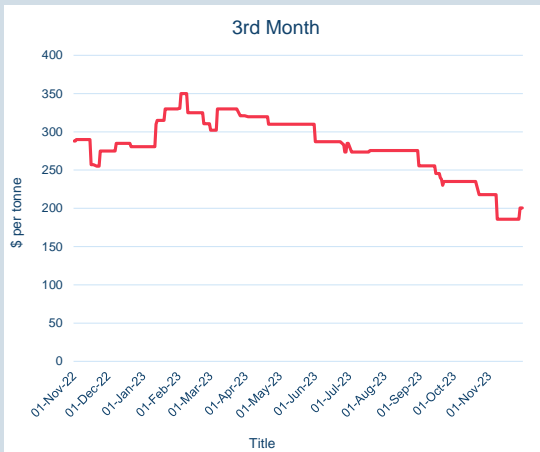
Volume (ex UNA)	Nov-2023
Lots	5,026,286

Volume (inc UNA)	Nov-2023
Lots	5,270,828
Tonnes	131,770,700

Volume	Year To Date
Lots	53,933,243
Tonnes	1,348,331,075

Warehouse Stock - Nov-23	
Delivered In	41,275
Delivered Out	- 59,600
Net	- 18,325

Warehouse Stock - Year To Date	
Delivered In	731,925
Delivered Out	- 740,925
Net	- 9,000

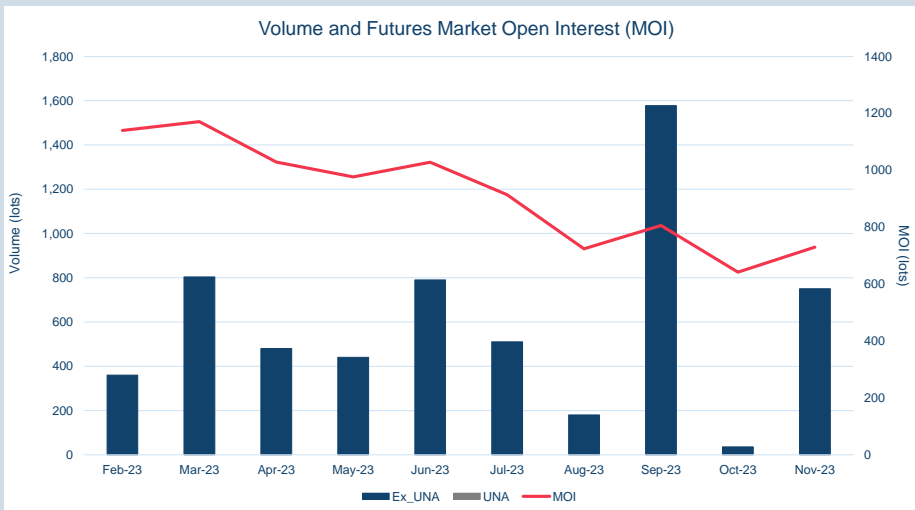


Front Month	
Average	\$199.55
Minimum	\$195.00
Maximum	\$218.00

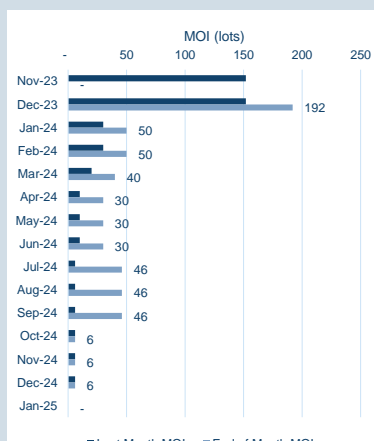
Volume (ex UNA) Nov-2023	
Lots	750

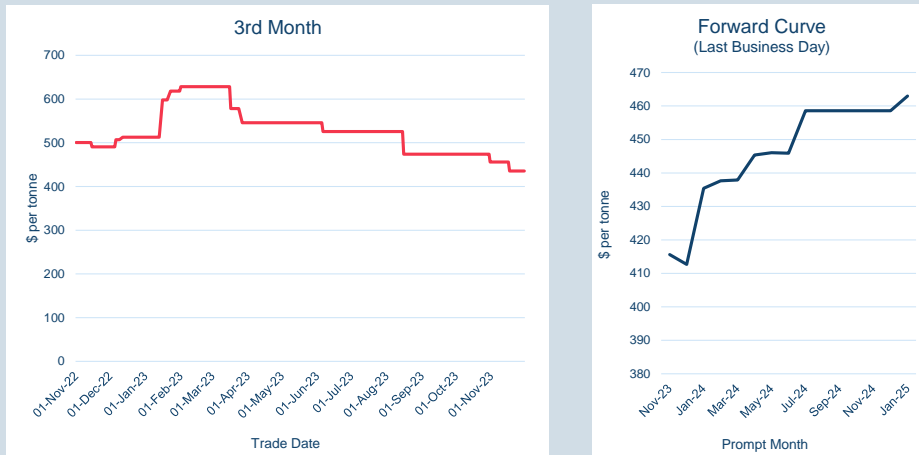
Volume (inc UNA) Nov-2023	
Lots	750
Tonnes	18,750

Volume Year To Date	
Lots	5,928
Tonnes	148,200



Prompt Month	End of Month - Daily Settlement	Volume (inc UNA)	End of Month - MOI
Nov-23	\$ 195.00	-	-
Dec-23	\$ 200.50	120	192
Jan-24	\$ 200.50	60	50
Feb-24	\$ 200.50	60	50
Mar-24	\$ 200.50	60	40
Apr-24	\$ 200.50	70	30
May-24	\$ 200.50	70	30
Jun-24	\$ 200.50	70	30
Jul-24	\$ 240.00	40	46
Aug-24	\$ 240.00	40	46
Sep-24	\$ 240.00	40	46
Oct-24	\$ 240.00	40	6
Nov-24	\$ 240.00	40	6
Dec-24	\$ 240.00	40	6
Jan-25	\$ 240.00	-	-



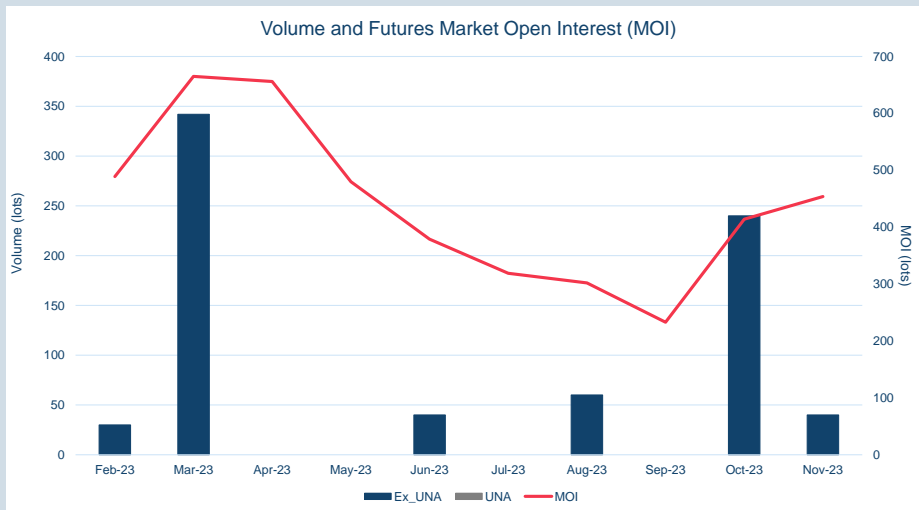


Front Month	
Average	\$418.33
Minimum	\$415.62
Maximum	\$455.91

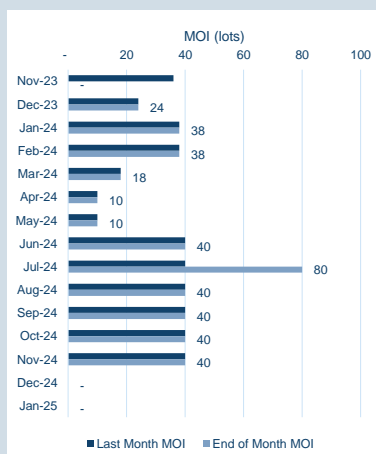
Volume (ex UNA)	Nov-2023
Lots	40

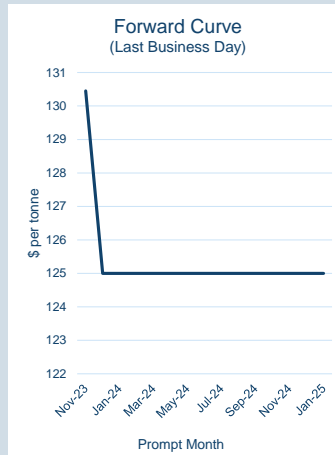
Volume (inc UNA)	Nov-2023
Lots	40
Tonnes	1,000

Volume	Year To Date
Lots	752
Tonnes	18,800



Prompt Month	End of Month - Daily Settlement	Volume (inc UNA)	End of Month - MOI
Nov-23	\$ 415.62	-	-
Dec-23	\$ 412.68	-	24
Jan-24	\$ 435.41	-	38
Feb-24	\$ 437.62	-	38
Mar-24	\$ 437.89	-	18
Apr-24	\$ 445.33	-	10
May-24	\$ 446.07	-	10
Jun-24	\$ 445.88	-	40
Jul-24	\$ 458.56	40	80
Aug-24	\$ 458.56	-	40
Sep-24	\$ 458.56	-	40
Oct-24	\$ 458.56	-	40
Nov-24	\$ 458.56	-	40
Dec-24	\$ 458.56	-	-
Jan-25	\$ 462.97	-	-



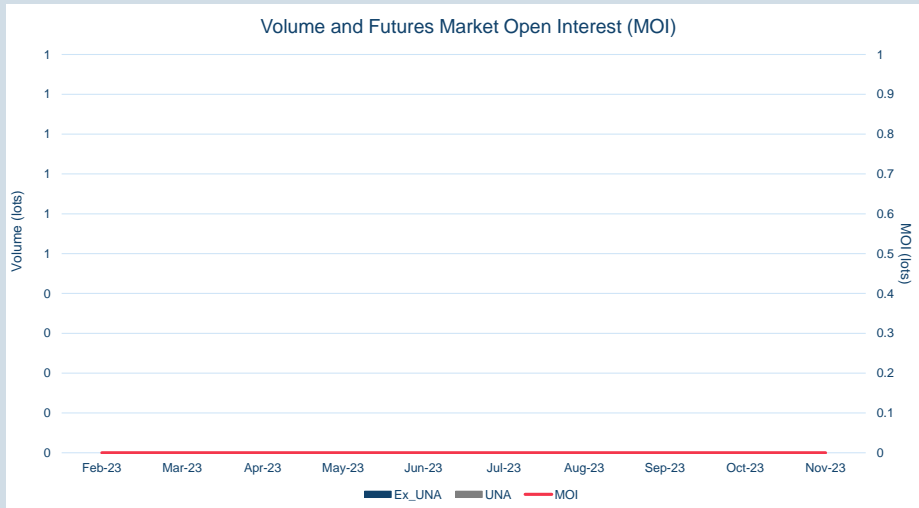


Front Month	
Average	\$135.35
Minimum	\$130.45
Maximum	\$155.00

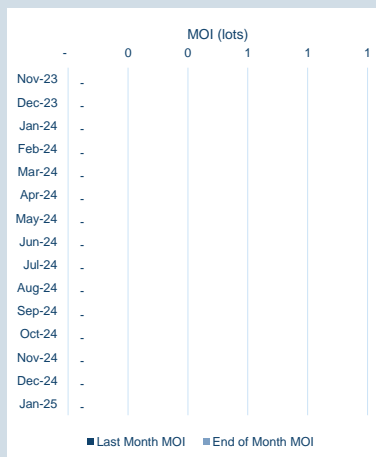
Volume (ex UNA)	Nov-2023
Lots	-

Volume (inc UNA)	Nov-2023
Lots	-
Tonnes	-

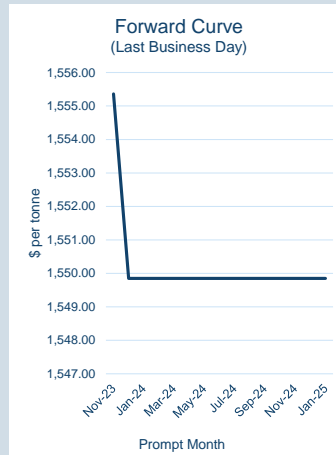
Volume	Year To Date
Lots	-
Tonnes	-



Prompt Month	End of Month - Daily Settlement	Volume (inc UNA)	End of Month - MOI
Nov-23	\$ 130.45	-	-
Dec-23	\$ 125.00	-	-
Jan-24	\$ 125.00	-	-
Feb-24	\$ 125.00	-	-
Mar-24	\$ 125.00	-	-
Apr-24	\$ 125.00	-	-
May-24	\$ 125.00	-	-
Jun-24	\$ 125.00	-	-
Jul-24	\$ 125.00	-	-
Aug-24	\$ 125.00	-	-
Sep-24	\$ 125.00	-	-
Oct-24	\$ 125.00	-	-
Nov-24	\$ 125.00	-	-
Dec-24	\$ 125.00	-	-
Jan-25	\$ 125.00	-	-





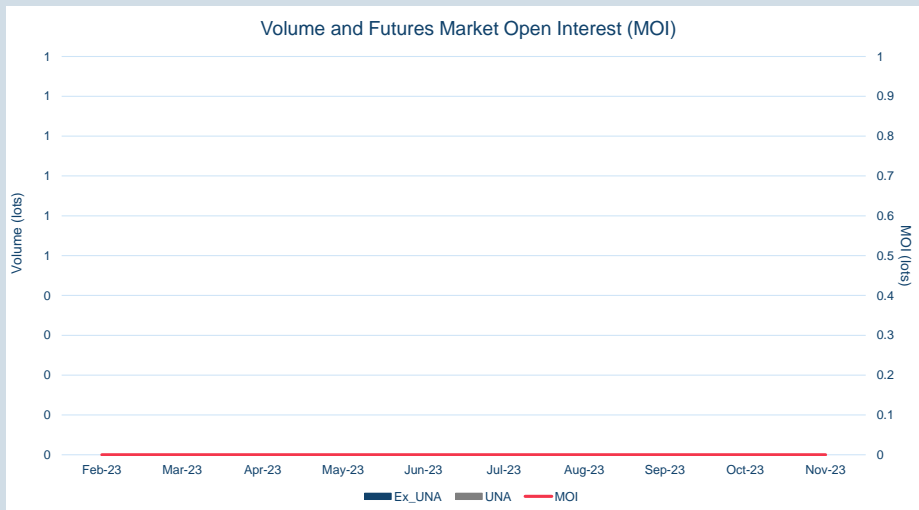


Front Month	
Average	\$1,559.32
Minimum	\$1,545.74
Maximum	\$1,576.31

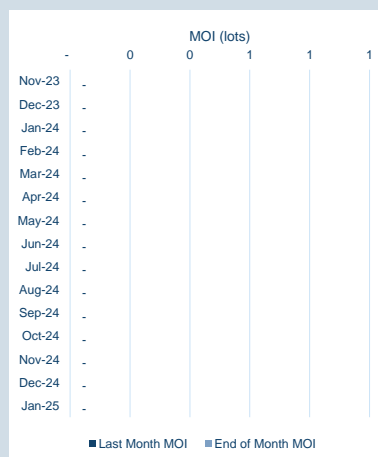
Volume (ex UNA)	Nov-2023
Lots	-

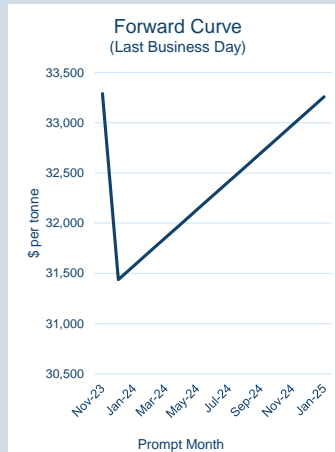
Volume (inc UNA)	Nov-2023
Lots	-
Tonnes	-

Volume	Year To Date
Lots	-
Tonnes	-



Prompt Month	End of Month - Daily Settlement	Volume (inc UNA)	End of Month - MOI
Nov-23	\$ 1,555.36	-	-
Dec-23	\$ 1,549.85	-	-
Jan-24	\$ 1,549.85	-	-
Feb-24	\$ 1,549.85	-	-
Mar-24	\$ 1,549.85	-	-
Apr-24	\$ 1,549.85	-	-
May-24	\$ 1,549.85	-	-
Jun-24	\$ 1,549.85	-	-
Jul-24	\$ 1,549.85	-	-
Aug-24	\$ 1,549.85	-	-
Sep-24	\$ 1,549.85	-	-
Oct-24	\$ 1,549.85	-	-
Nov-24	\$ 1,549.85	-	-
Dec-24	\$ 1,549.85	-	-
Jan-25	\$ 1,549.85	-	-



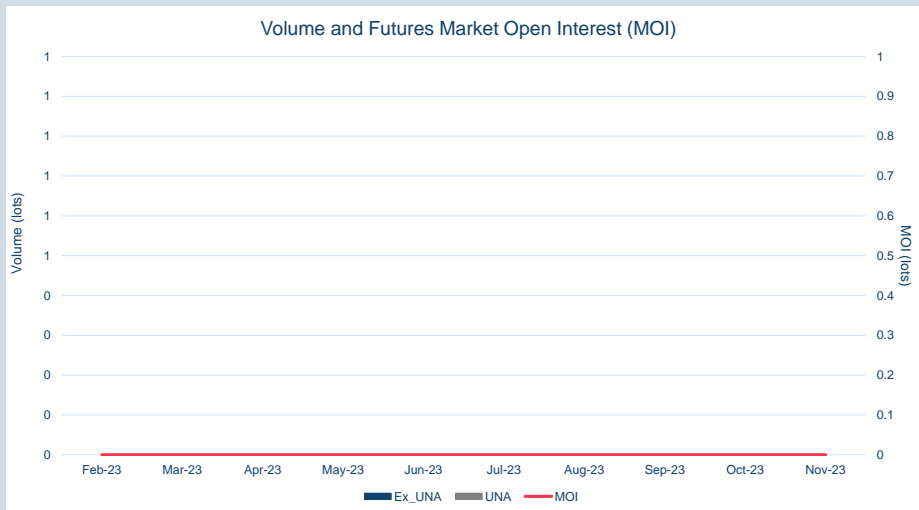


Front Month	
Average	\$34,075.54
Minimum	\$33,289.80
Maximum	\$34,943.27

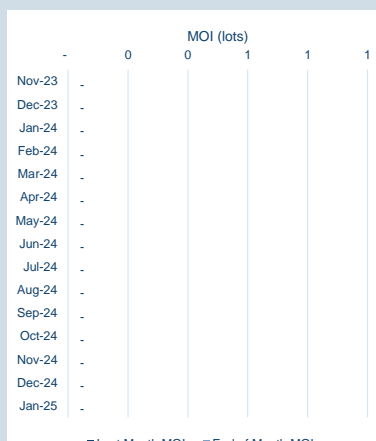
Volume (ex UNA)	Nov-2023
Lots	-

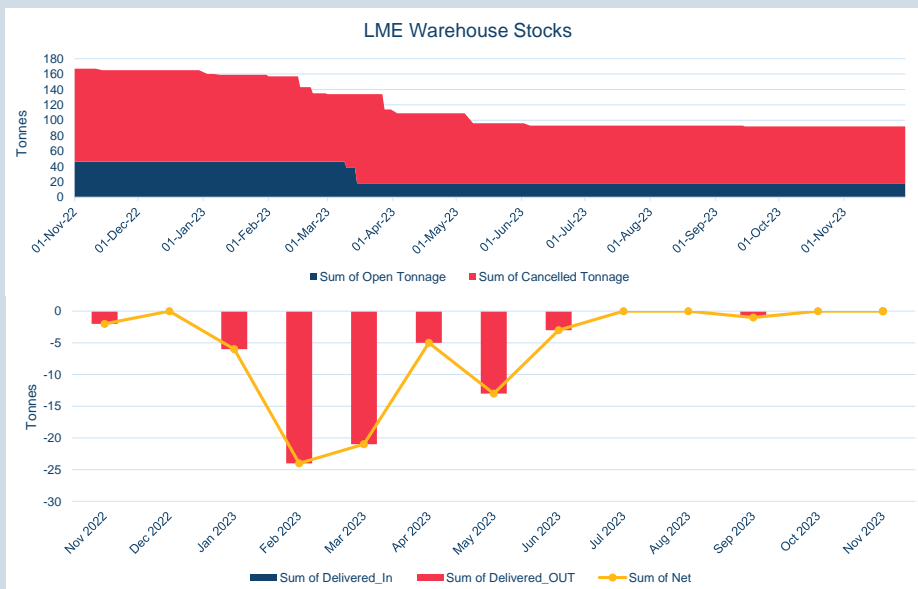
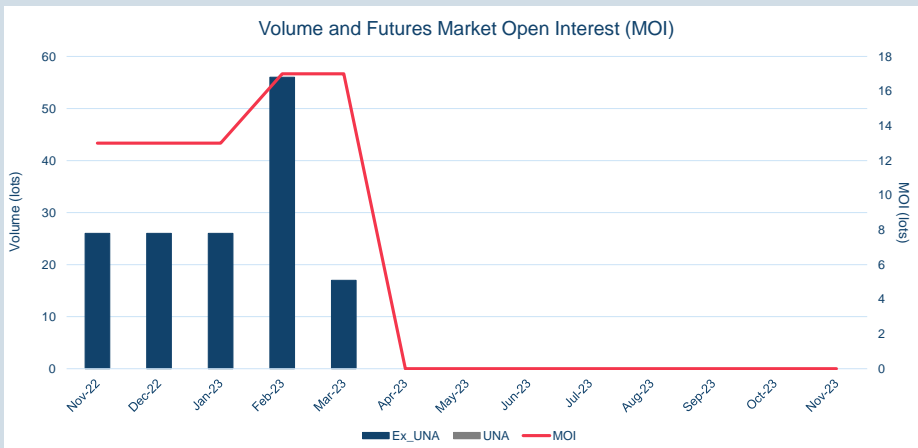
Volume (inc UNA)	Nov-2023
Lots	-
Tonnes	-

Volume	Year To Date
Lots	-
Tonnes	-



Prompt Month	End of Month - Daily Settlement	Volume (inc UNA)	End of Month - MOI
Nov-23	\$ 33,289.80	-	-
Dec-23	\$ 31,437.92	-	-
Jan-24	\$ 31,577.92	-	-
Feb-24	\$ 31,717.92	-	-
Mar-24	\$ 31,857.92	-	-
Apr-24	\$ 31,997.92	-	-
May-24	\$ 32,137.92	-	-
Jun-24	\$ 32,277.92	-	-
Jul-24	\$ 32,417.92	-	-
Aug-24	\$ 32,557.92	-	-
Sep-24	\$ 32,697.92	-	-
Oct-24	\$ 32,837.92	-	-
Nov-24	\$ 32,977.92	-	-
Dec-24	\$ 33,117.92	-	-
Jan-25	\$ 33,257.92	-	-





Cash	
Average	\$33,003.41
Minimum	\$32,990.00
Maximum	\$33,015.00

3M	
Average	\$33,420.00
Minimum	\$33,420.00
Maximum	\$33,420.00

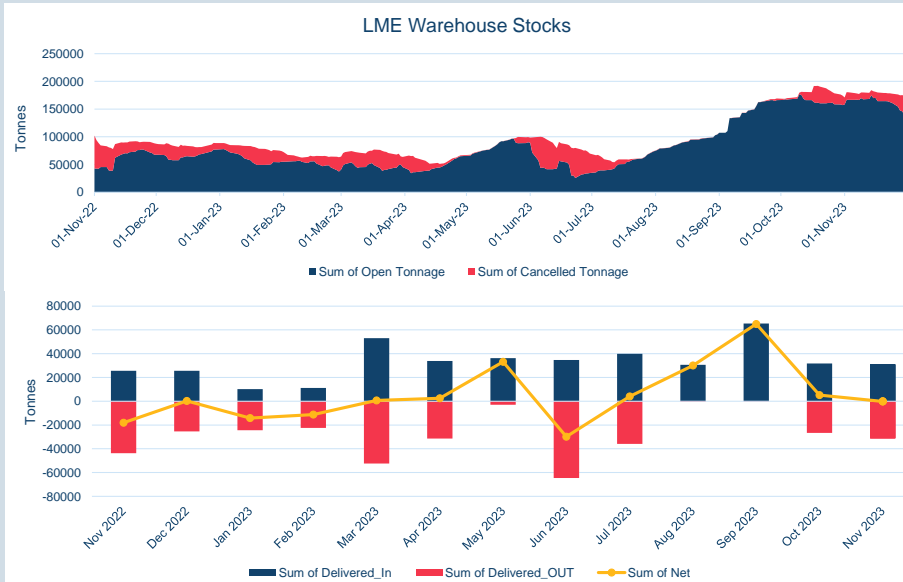
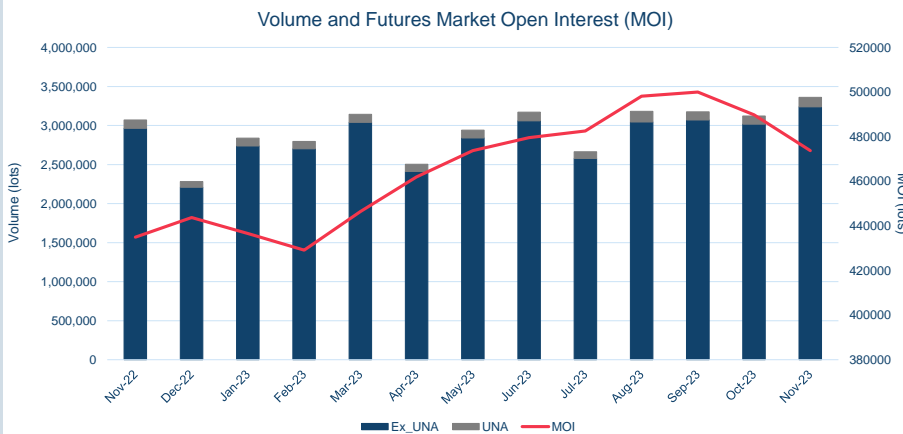
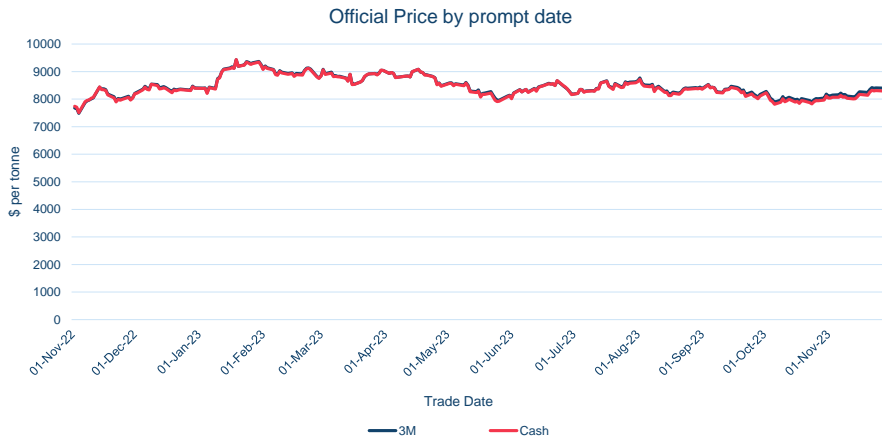
Volume (ex UNA) Nov-2023	
Lots	-

Volume (inc UNA) Nov-2023	
Lots	-
Tonnes	-

Volume Year To Date	
Lots	99
Tonnes	99

Warehouse Stock - Nov-23	
Delivered In	0
Delivered Out	0
Net	0

Warehouse Stock - Year To Date	
Delivered In	0
Delivered Out	-73
Net	-73



Cash	
Average	\$8,173.95
Minimum	\$8,006.00
Maximum	\$8,384.00

3M	
Average	\$8,266.25
Minimum	\$8,086.00
Maximum	\$8,473.00

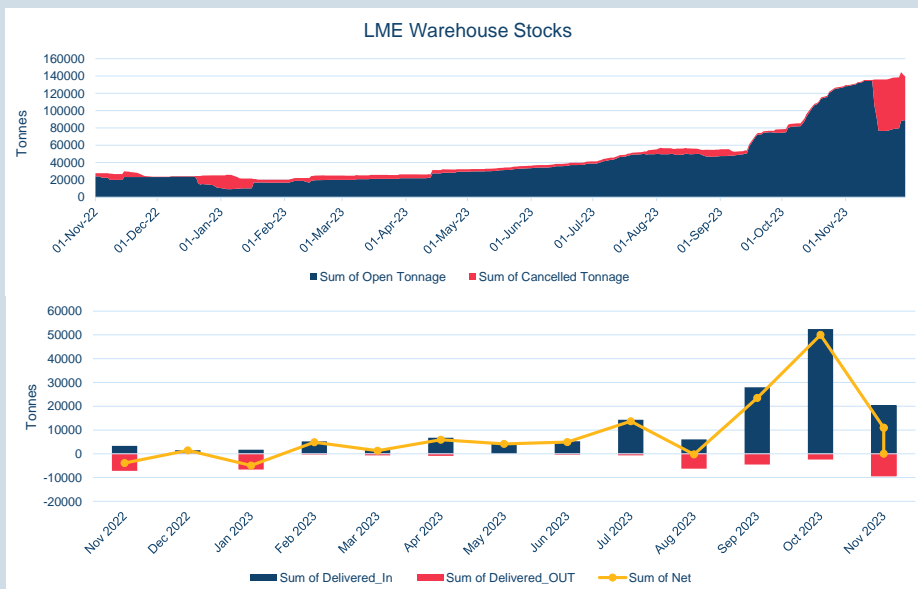
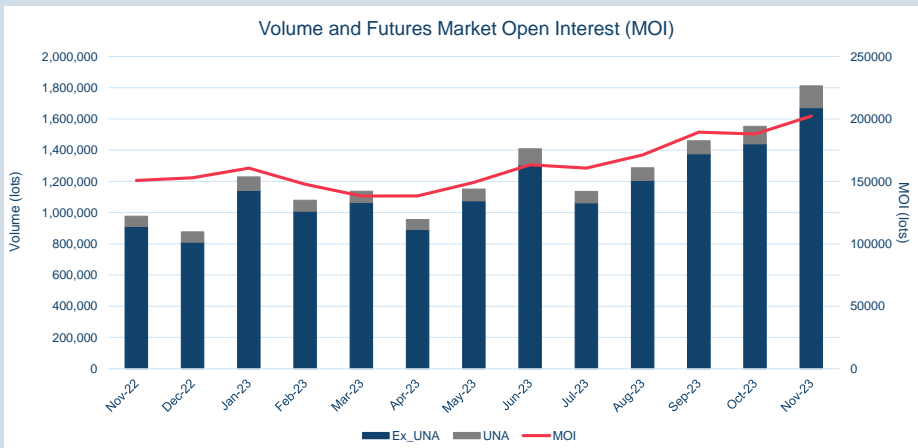
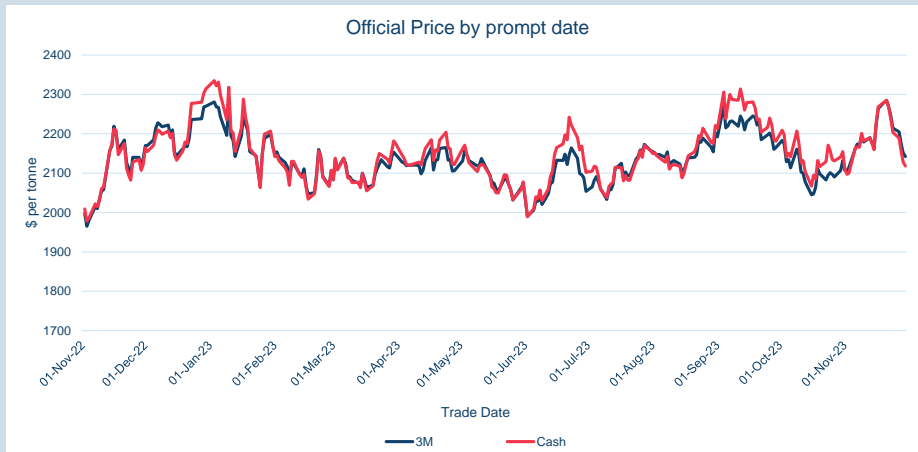
Volume (ex UNA)	Nov-2023
Lots	3,239,910

Volume (inc UNA)	Nov-2023
Lots	3,360,673
Tonnes	84,016,825

Volume	Year To Date
Lots	32,900,194
Tonnes	822,504,850

Warehouse Stock - Nov-23	
Delivered In	31,075
Delivered Out	-31,225
Net	-150

Warehouse Stock - Year to Date	
Delivered In	377,950
Delivered Out	-292,750
Net	85,200



Cash	
Average	\$2,185.07
Minimum	\$2,097.00
Maximum	\$2,285.00

3M	
Average	\$2,191.91
Minimum	\$2,106.00
Maximum	\$2,284.50

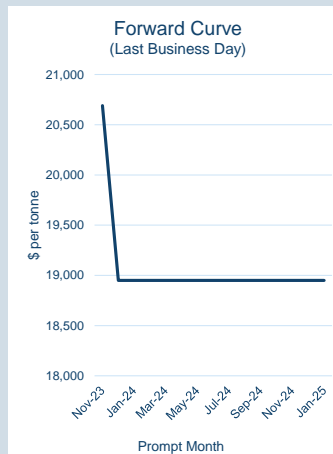
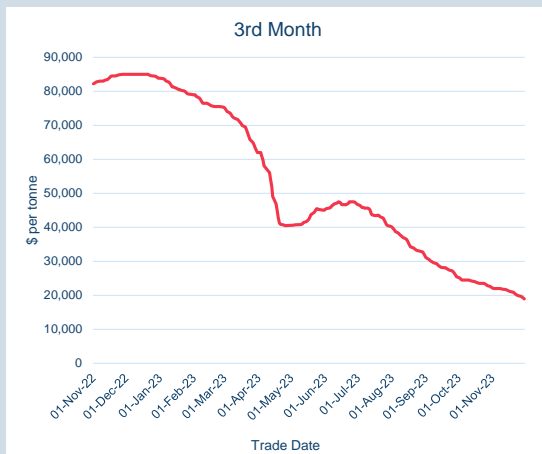
Volume (ex UNA)	Nov-2023
Lots	1,672,328

Volume (inc UNA)	Nov-2023
Lots	1,811,435
Tonnes	45,285,875

Volume	Year To Date
Lots	14,205,048
Tonnes	355,126,200

Warehouse Stock - Nov-23	
Delivered In	20,400
Delivered Out	-9,425
Net	10,975

Warehouse Stock - Year to Date	
Delivered In	146,425
Delivered Out	-32,250
Net	114,175

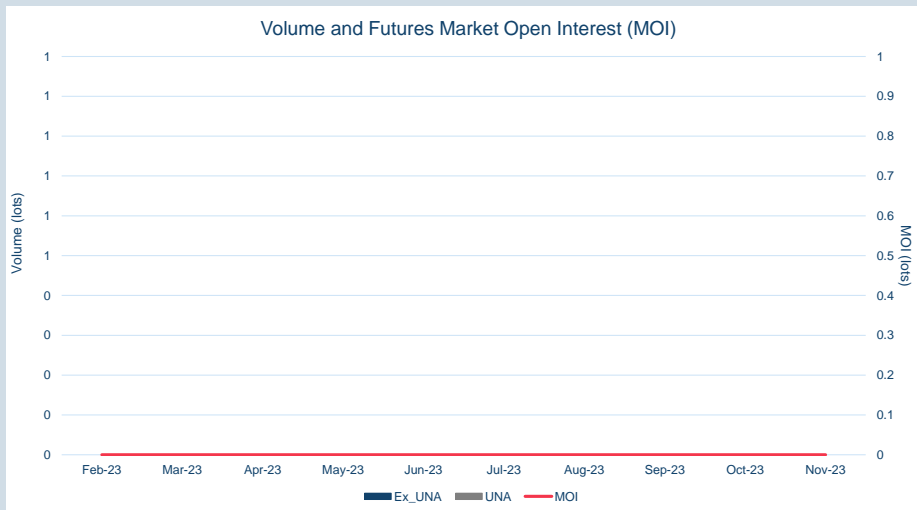


Front Month	
Average	\$21,364.01
Minimum	\$20,690.00
Maximum	\$22,000.00

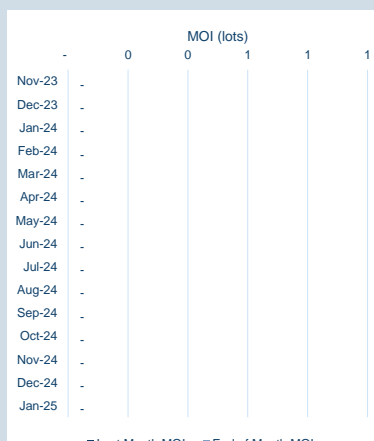
Volume (ex UNA)	Nov-2023
Lots	-

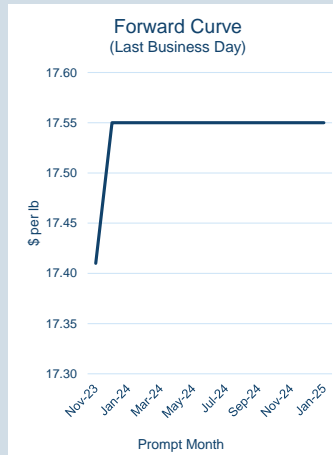
Volume (inc UNA)	Nov-2023
Lots	-
Tonnes	-

Volume	Year To Date
Lots	-
Tonnes	-



Prompt Month	End of Month - Daily Settlement	Volume (inc UNA)	End of Month - MOI
Nov-23	\$ 20,690.00	-	-
Dec-23	\$ 18,950.00	-	-
Jan-24	\$ 18,950.00	-	-
Feb-24	\$ 18,950.00	-	-
Mar-24	\$ 18,950.00	-	-
Apr-24	\$ 18,950.00	-	-
May-24	\$ 18,950.00	-	-
Jun-24	\$ 18,950.00	-	-
Jul-24	\$ 18,950.00	-	-
Aug-24	\$ 18,950.00	-	-
Sep-24	\$ 18,950.00	-	-
Oct-24	\$ 18,950.00	-	-
Nov-24	\$ 18,950.00	-	-
Dec-24	\$ 18,950.00	-	-
Jan-25	\$ 18,950.00	-	-



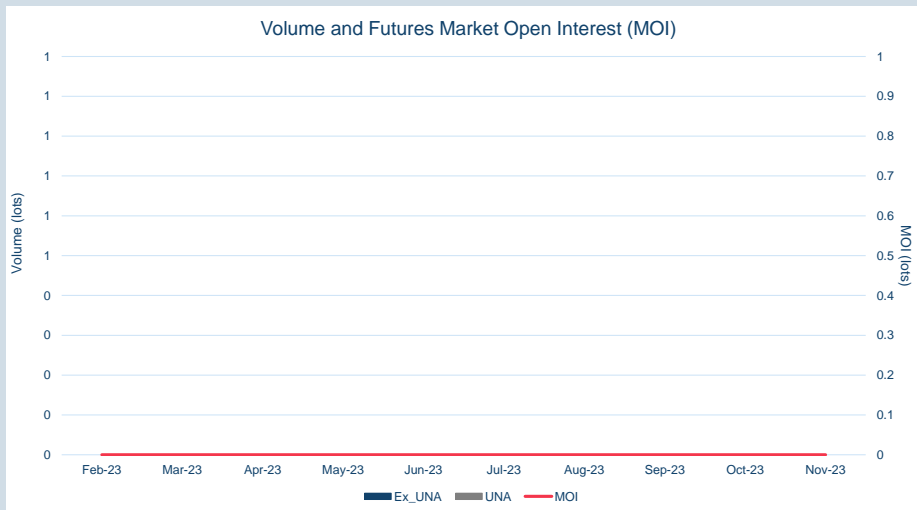


Front Month	
Average	\$17.50
Minimum	\$17.18
Maximum	\$18.38

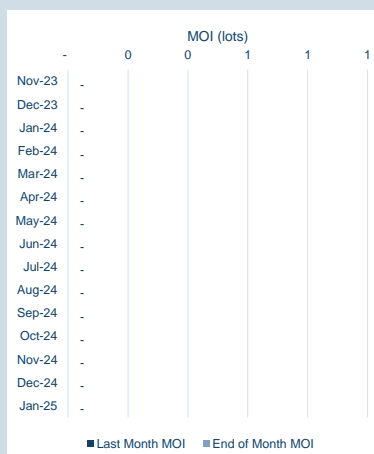
Volume (ex UNA)	Nov-2023
Lots	-

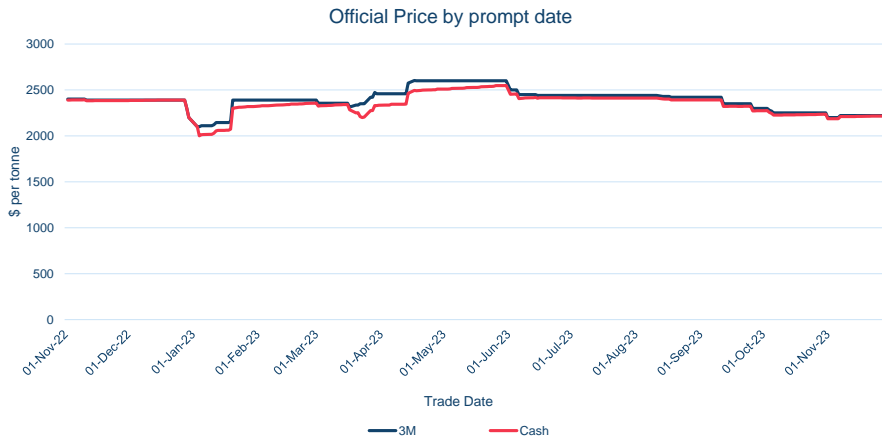
Volume (inc UNA)	Nov-2023
Lots	-
Tonnes	-

Volume	Year To Date
Lots	-
Tonnes	-



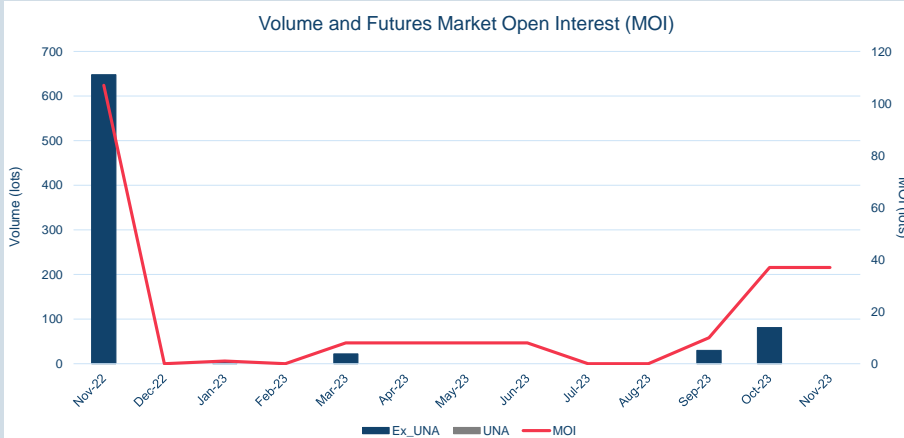
Prompt Month	End of Month - Daily Settlement	Volume (inc UNA)	End of Month - MOI
Nov-23	\$ 17.41	-	-
Dec-23	\$ 17.55	-	-
Jan-24	\$ 17.55	-	-
Feb-24	\$ 17.55	-	-
Mar-24	\$ 17.55	-	-
Apr-24	\$ 17.55	-	-
May-24	\$ 17.55	-	-
Jun-24	\$ 17.55	-	-
Jul-24	\$ 17.55	-	-
Aug-24	\$ 17.55	-	-
Sep-24	\$ 17.55	-	-
Oct-24	\$ 17.55	-	-
Nov-24	\$ 17.55	-	-
Dec-24	\$ 17.55	-	-
Jan-25	\$ 17.55	-	-





Cash	
Average	\$2,209.91
Minimum	\$2,186.00
Maximum	\$2,218.00

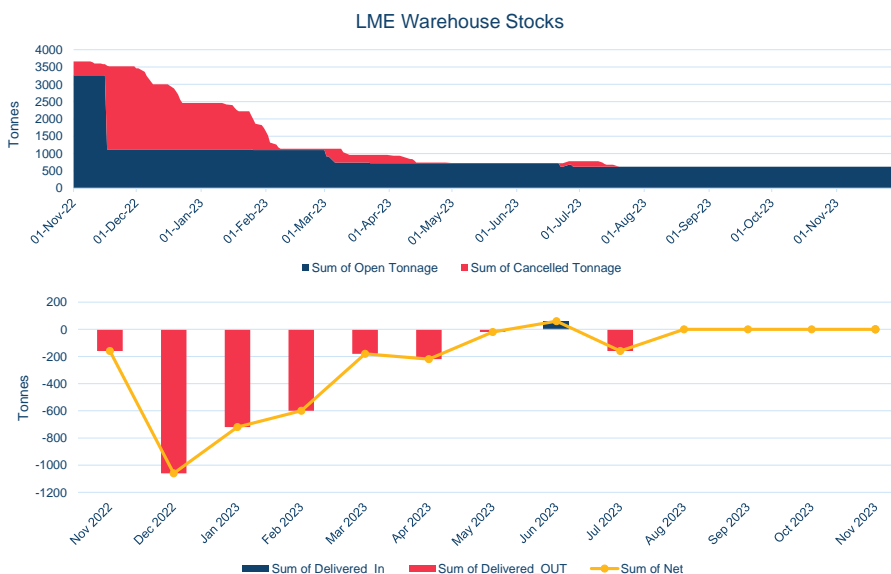
3M	
Average	\$2,219.00
Minimum	\$2,200.00
Maximum	\$2,222.00



Volume (ex UNA)	Nov-2023
Lots	-

Volume (inc UNA)	Nov-2023
Lots	-
Tonnes	-

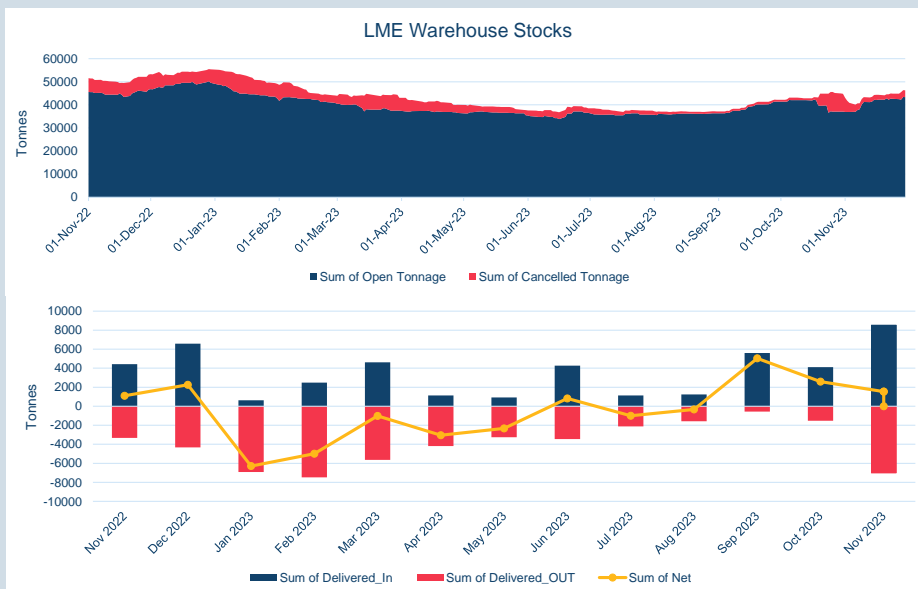
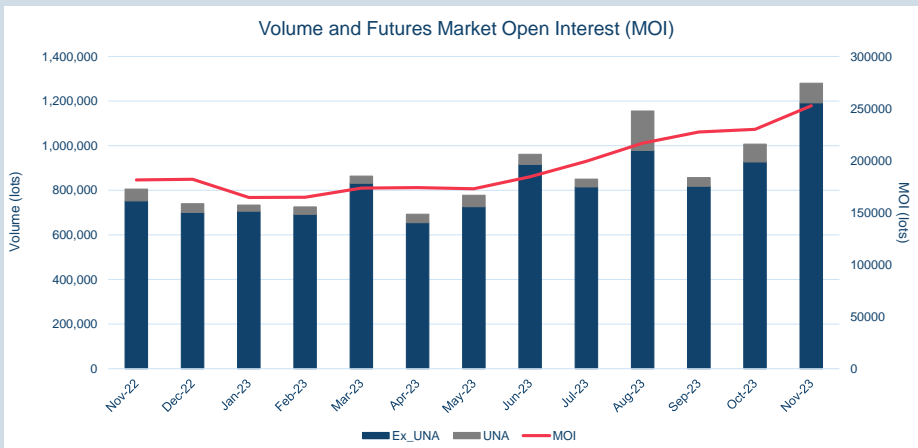
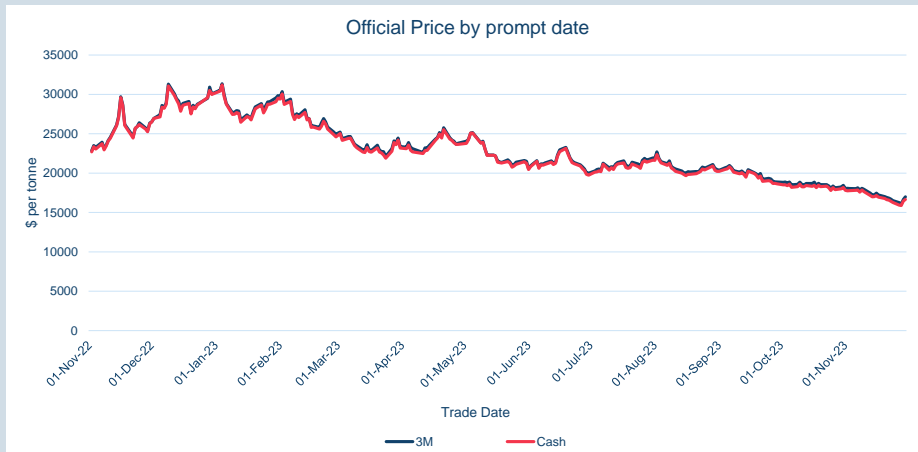
Volume	Year To Date
Lots	136
Tonnes	2,720



Warehouse Stock - Nov-23	
Delivered In	0
Delivered Out	0
Net	0

Warehouse Stock - Year To Date	
Delivered In	60
Delivered Out	-1,900
Net	-1,840





Cash	
Average	\$16,979.77
Minimum	\$15,885.00
Maximum	\$17,865.00

3M	
Average	\$17,239.09
Minimum	\$16,060.00
Maximum	\$18,140.00

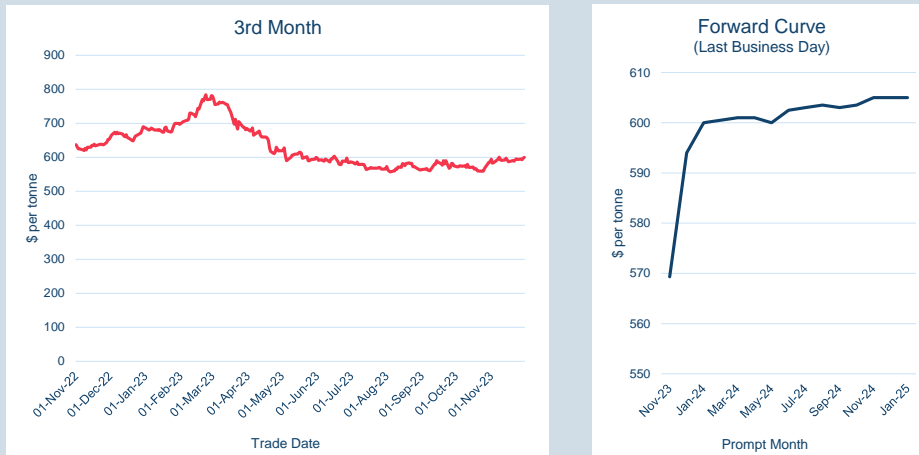
Volume (ex UNA)	Nov-2023
Lots	1,192,233

Volume (inc UNA)	Nov-2023
Lots	1,280,002
Tonnes	7,680,012

Volume	Year To Date
Lots	9,902,722
Tonnes	59,416,332

Warehouse Stock - Nov-23	
Delivered In	8,562
Delivered Out	-7,032
Net	1,530

Warehouse Stock - Year to Date	
Delivered In	34,692
Delivered Out	-43,758
Net	-9,066

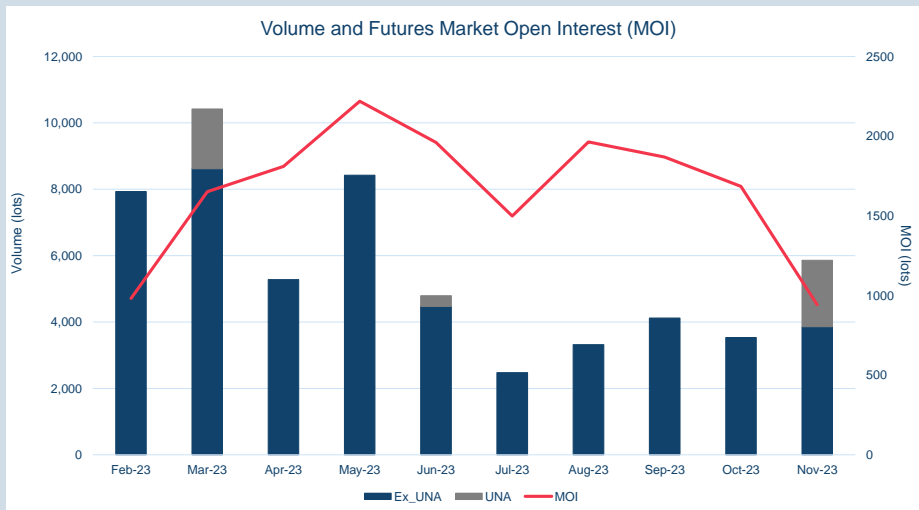


Front Month	
Average	\$566.67
Minimum	\$559.50
Maximum	\$573.00

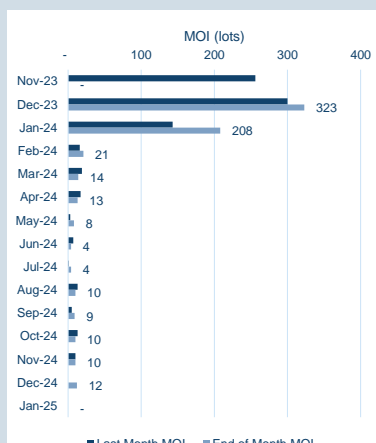
Volume (ex UNA) Nov-2023	
Lots	3,860

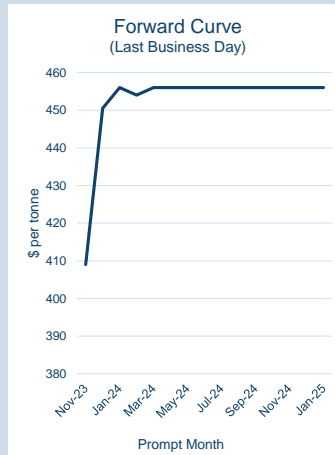
Volume (inc UNA) Nov-2023	
Lots	5,860
Tonnes	58,600

Volume Year To Date	
Lots	56,137
Tonnes	561,370



Prompt Month	End of Month - Daily Settlement	Volume (inc UNA)	End of Month - MOI
Nov-23	\$ 569.32	225	-
Dec-23	\$ 594.00	2,546	323
Jan-24	\$ 600.00	2,658	208
Feb-24	\$ 600.50	192	21
Mar-24	\$ 601.00	67	14
Apr-24	\$ 601.00	71	13
May-24	\$ 602.50	21	8
Jun-24	\$ 603.00	15	4
Jul-24	\$ 603.00	6	4
Aug-24	\$ 603.50	6	10
Sep-24	\$ 603.00	8	9
Oct-24	\$ 603.50	12	10
Nov-24	\$ 605.00	6	10
Dec-24	\$ 605.00	27	12
Jan-25	\$ 605.00	-	-



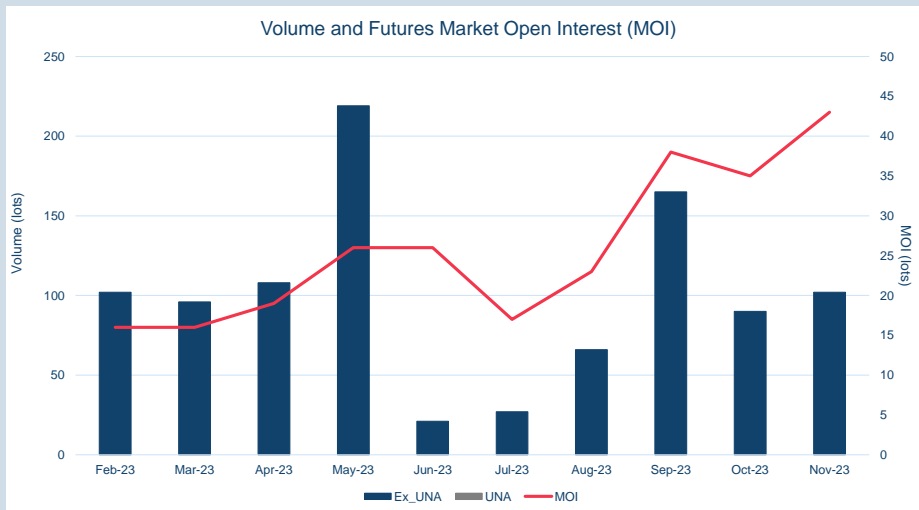


Front Month	
Average	\$422.43
Minimum	\$409.00
Maximum	\$430.50

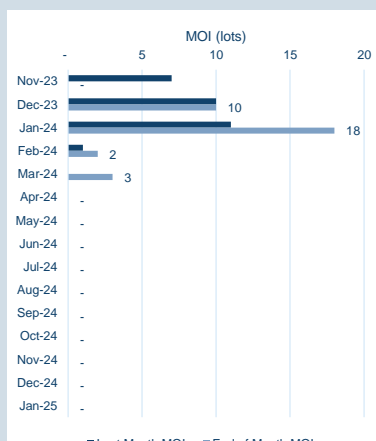
Volume (ex UNA) Nov-2023	
Lots	102

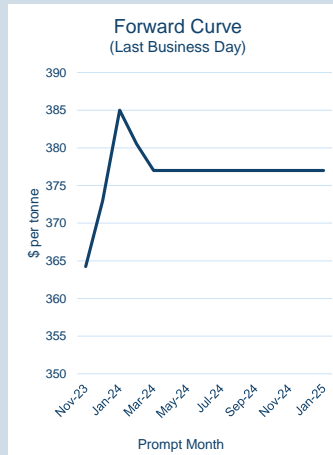
Volume (inc UNA) Nov-2023	
Lots	102
Tonnes	1,020

Volume Year To Date	
Lots	996
Tonnes	9,960



Prompt Month	End of Month - Daily Settlement	Volume (inc UNA)	End of Month - MOI
Nov-23	\$ 409.00	18	-
Dec-23	\$ 450.50	27	10
Jan-24	\$ 456.00	27	18
Feb-24	\$ 454.00	21	2
Mar-24	\$ 456.00	9	3
Apr-24	\$ 456.00	-	-
May-24	\$ 456.00	-	-
Jun-24	\$ 456.00	-	-
Jul-24	\$ 456.00	-	-
Aug-24	\$ 456.00	-	-
Sep-24	\$ 456.00	-	-
Oct-24	\$ 456.00	-	-
Nov-24	\$ 456.00	-	-
Dec-24	\$ 456.00	-	-
Jan-25	\$ 456.00	-	-



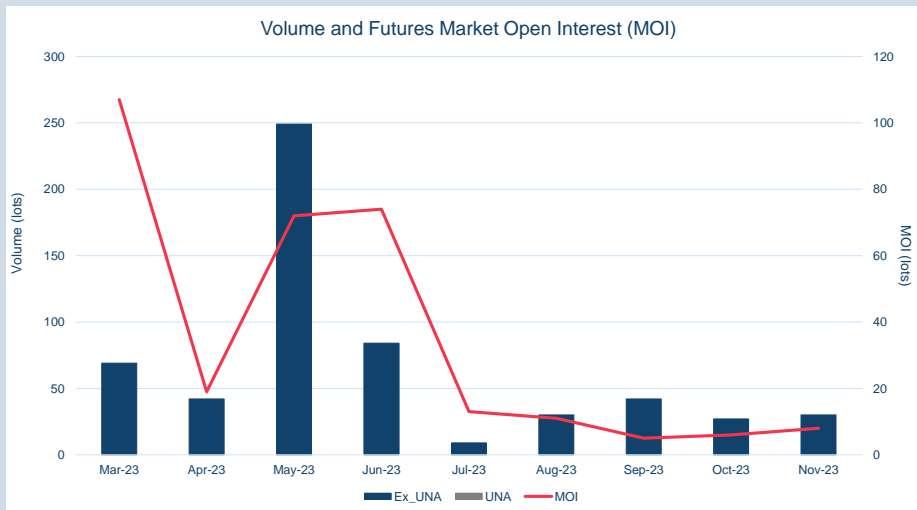


Front Month	
Average	\$364.24
Minimum	\$360.00
Maximum	\$369.00

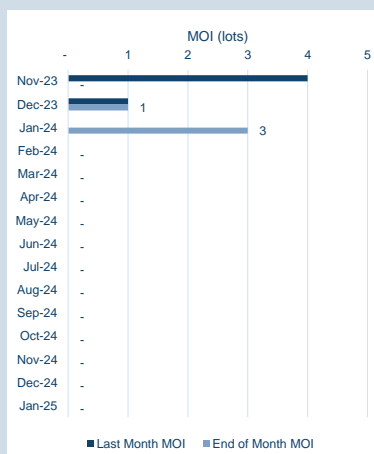
Volume (ex UNA)	Nov-2023
Lots	30

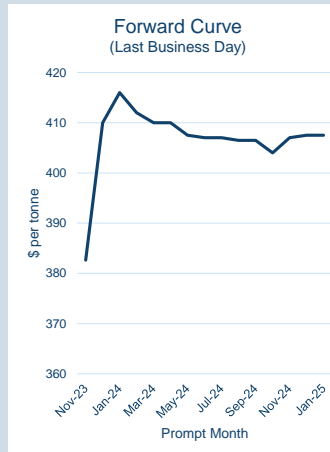
Volume (inc UNA)	Nov-2023
Lots	30
Tonnes	300

Volume	Year To Date
Lots	582
Tonnes	5,820



Prompt Month	End of Month - Daily Settlement	Volume (inc UNA)	End of Month - MOI
Nov-23	\$ 364.24	-	-
Dec-23	\$ 373.00	3	1
Jan-24	\$ 385.00	9	3
Feb-24	\$ 380.50	6	-
Mar-24	\$ 377.00	12	-
Apr-24	\$ 377.00	-	-
May-24	\$ 377.00	-	-
Jun-24	\$ 377.00	-	-
Jul-24	\$ 377.00	-	-
Aug-24	\$ 377.00	-	-
Sep-24	\$ 377.00	-	-
Oct-24	\$ 377.00	-	-
Nov-24	\$ 377.00	-	-
Dec-24	\$ 377.00	-	-
Jan-25	\$ 377.00	-	-



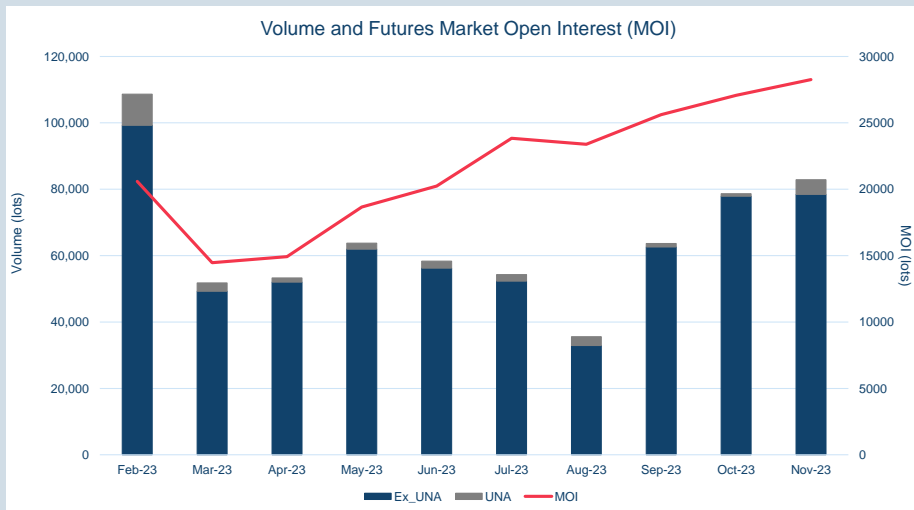


Front Month	
Average	\$381.46
Minimum	\$372.00
Maximum	\$385.00

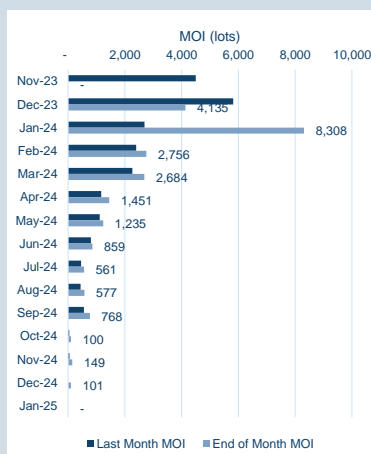
Volume (ex UNA) Nov-2023	
Lots	78,442

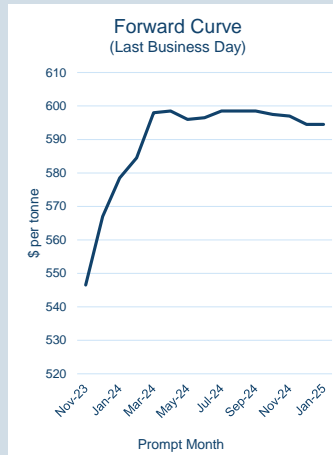
Volume (inc UNA) Nov-2023	
Lots	82,852
Tonnes	828,520

Volume Year To Date	
Lots	650,849
Tonnes	6,508,490



Prompt Month	End of Month - Daily Settlement	Volume (inc UNA)	End of Month - MOI
Nov-23	\$ 382.64	4,784	-
Dec-23	\$ 410.00	33,941	4,135
Jan-24	\$ 416.00	33,499	8,308
Feb-24	\$ 412.00	2,788	2,756
Mar-24	\$ 410.00	3,320	2,684
Apr-24	\$ 410.00	1,033	1,451
May-24	\$ 407.50	476	1,235
Jun-24	\$ 407.00	346	859
Jul-24	\$ 407.00	723	561
Aug-24	\$ 406.50	704	577
Sep-24	\$ 406.50	681	768
Oct-24	\$ 404.00	204	100
Nov-24	\$ 407.00	184	149
Dec-24	\$ 407.50	169	101
Jan-25	\$ 407.50	-	-



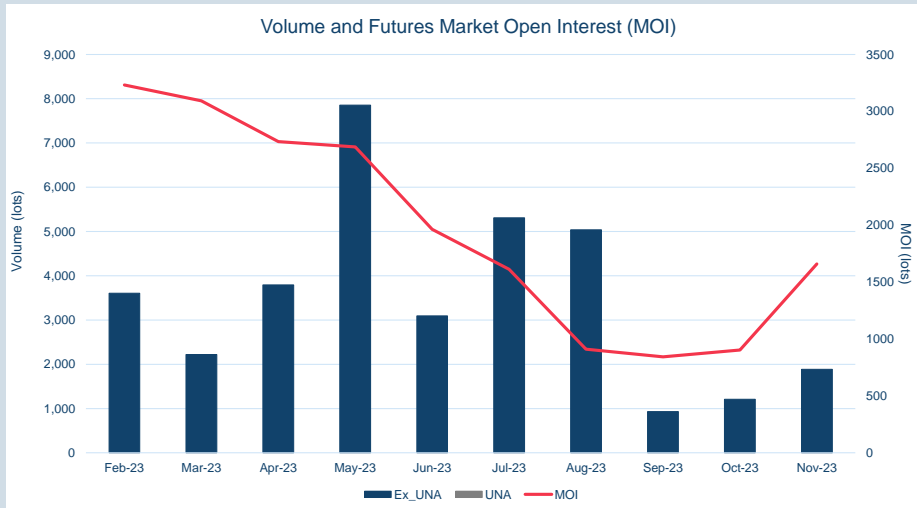


Front Month	
Average	\$549.11
Minimum	\$545.50
Maximum	\$555.00

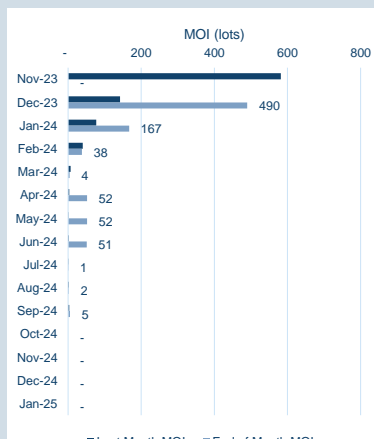
Volume (ex UNA) Nov-2023	
Lots	1,886

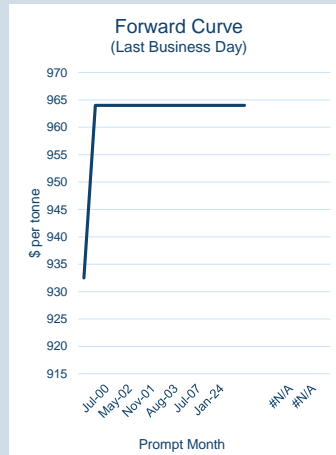
Volume (inc UNA) Nov-2023	
Lots	1,886
Tonnes	18,860

Volume Year To Date	
Lots	34,937
Tonnes	349,370



Prompt Month	End of Month - Daily Settlement	Volume (inc UNA)	End of Month - MOI
Nov-23	\$ 546.52	487	-
Dec-23	\$ 567.00	778	490
Jan-24	\$ 578.50	248	167
Feb-24	\$ 584.50	15	38
Mar-24	\$ 598.00	25	4
Apr-24	\$ 598.50	106	52
May-24	\$ 596.00	106	52
Jun-24	\$ 596.50	100	51
Jul-24	\$ 598.50	-	1
Aug-24	\$ 598.50	8	2
Sep-24	\$ 598.50	7	5
Oct-24	\$ 597.50	-	-
Nov-24	\$ 597.00	-	-
Dec-24	\$ 594.50	6	-
Jan-25	\$ 594.50	-	-



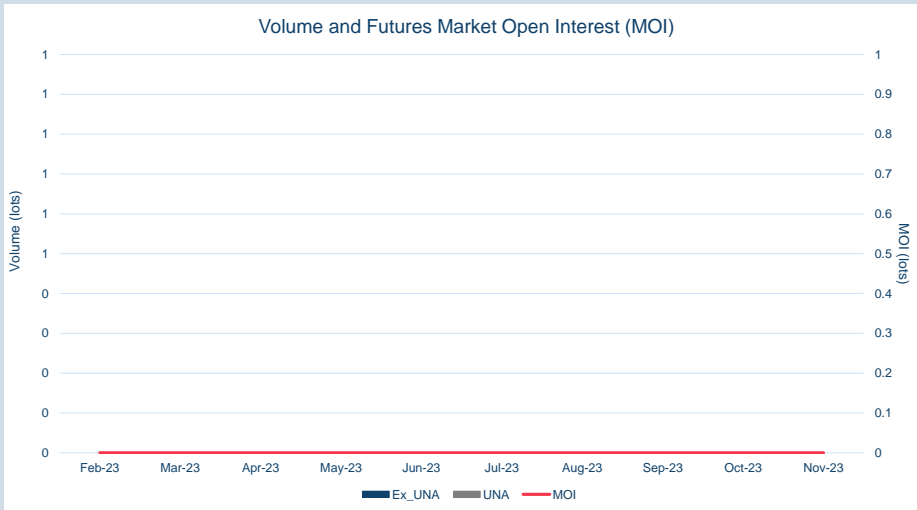


Front Month	
Average	\$905.28
Minimum	\$788.00
Maximum	\$932.50


Volume (ex UNA)	Nov-2023
Lots	-

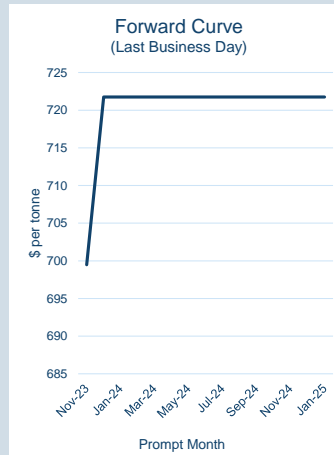
Volume (inc UNA)	Nov-2023
Lots	-
Tonnes	-

Volume	Year To Date
Lots	-
Tonnes	-



Prompt Month	End of Month - Daily Settlement	Volume (inc UNA)	End of Month - MOI
Jan-00	\$ 932.50	-	-
Apr-00	\$ 964.00	-	-
Jul-00	\$ 964.00	-	-
Jun-00	\$ 964.00	-	-
May-02	\$ 964.00	-	-
Nov-01	\$ 964.00	-	-
Nov-01	\$ 964.00	-	-
Sep-02	\$ 964.00	-	-
Aug-03	\$ 964.00	-	-
Apr-04	\$ 964.00	-	-
Jul-07	\$ 964.00	-	-
Dec-07	\$ 964.00	-	-
Jan-24	\$ 964.00	-	-
Mar-14	\$ 964.00	-	-
Jan-00	\$ 964.00	-	-



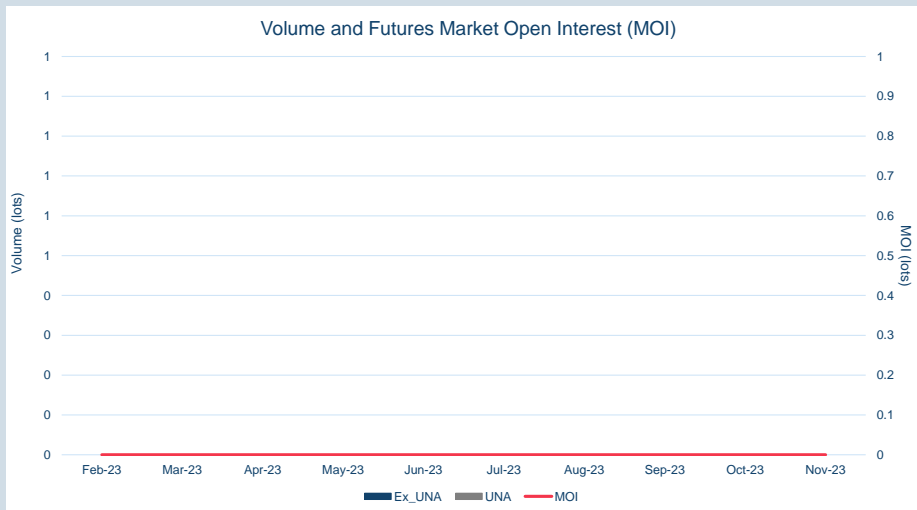


Front Month	
Average	\$687.01
Minimum	\$659.62
Maximum	\$699.48

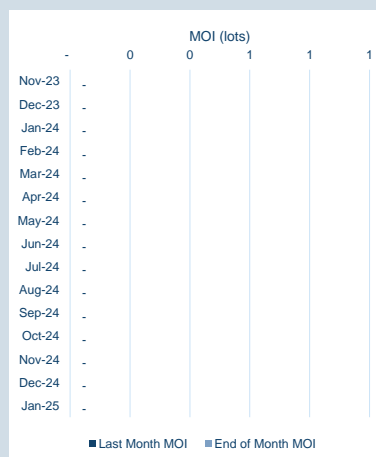
Volume (ex UNA)	Nov-2023
Lots	-

Volume (inc UNA)	Nov-2023
Lots	-
Tonnes	-

Volume	Year To Date
Lots	-
Tonnes	-



Prompt Month	End of Month - Daily Settlement	Volume (inc UNA)	End of Month - MOI
Nov-23	\$ 699.48	-	-
Dec-23	\$ 721.75	-	-
Jan-24	\$ 721.75	-	-
Feb-24	\$ 721.75	-	-
Mar-24	\$ 721.75	-	-
Apr-24	\$ 721.75	-	-
May-24	\$ 721.75	-	-
Jun-24	\$ 721.75	-	-
Jul-24	\$ 721.75	-	-
Aug-24	\$ 721.75	-	-
Sep-24	\$ 721.75	-	-
Oct-24	\$ 721.75	-	-
Nov-24	\$ 721.75	-	-
Dec-24	\$ 721.75	-	-
Jan-25	\$ 721.75	-	-

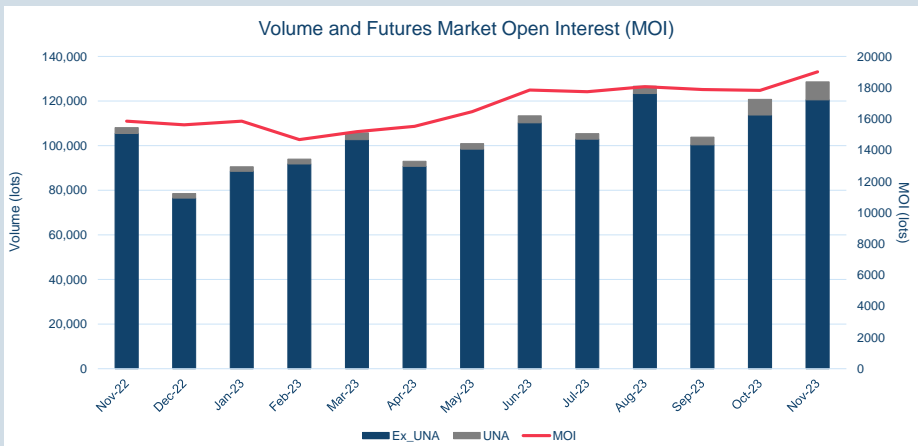






Cash	
Average	\$24,221.14
Minimum	\$22,910.00
Maximum	\$25,100.00

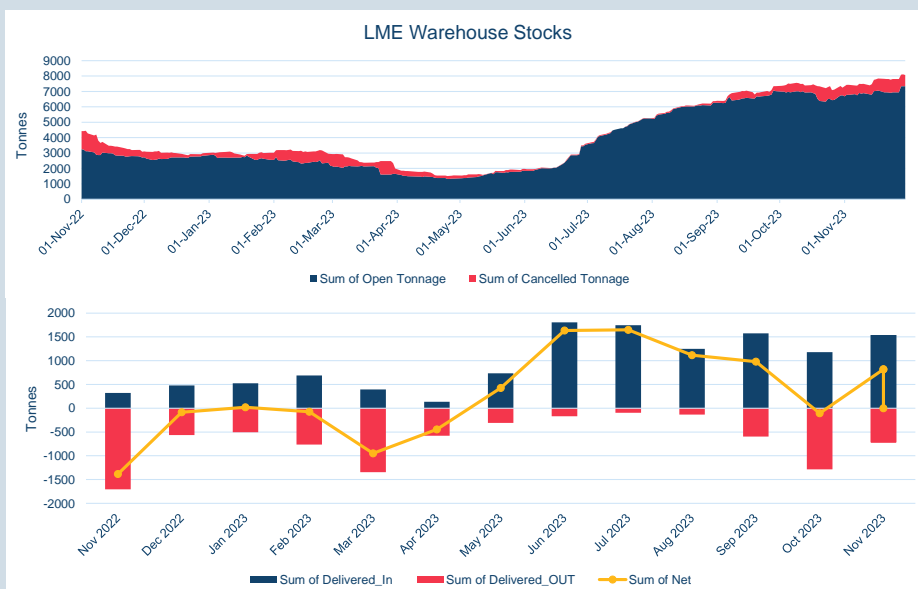
3M	
Average	\$24,471.59
Minimum	\$23,275.00
Maximum	\$25,330.00



Volume (ex UNA)	Nov-2023
Lots	120,522

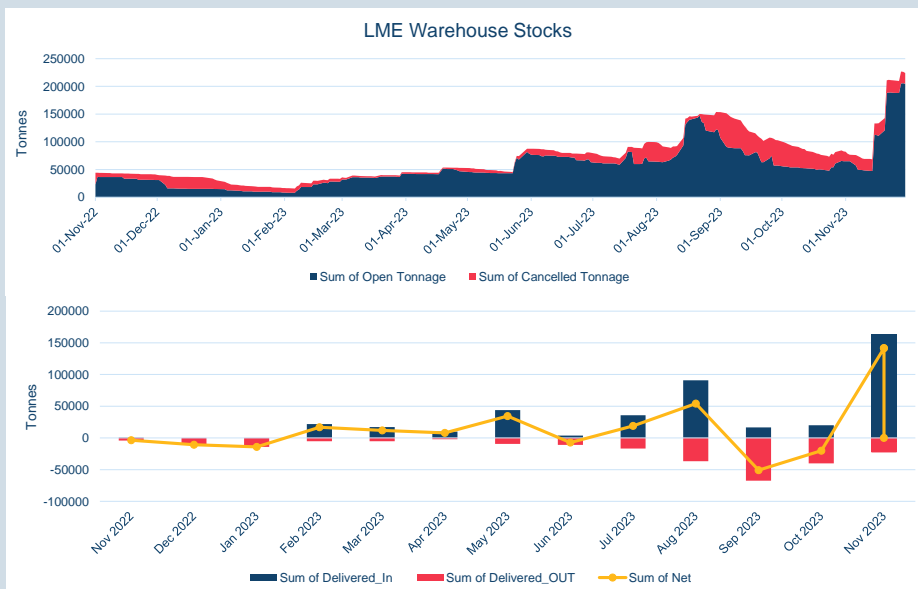
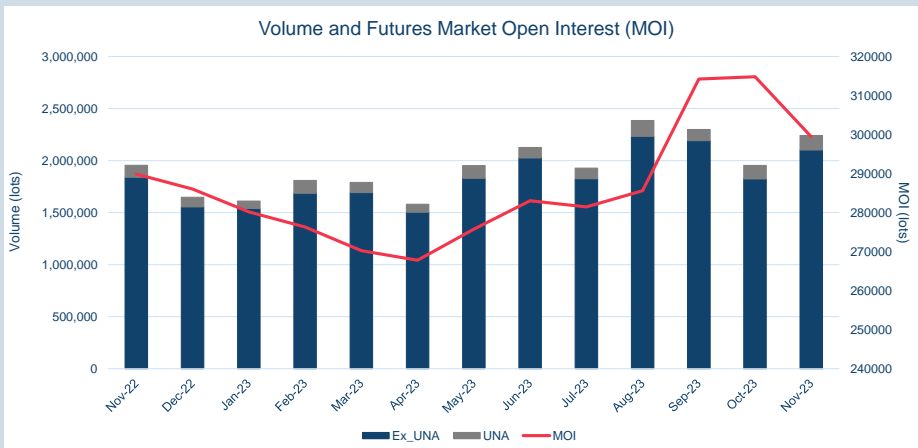
Volume (inc UNA)	Nov-2023
Lots	128,576
Tonnes	642,880

Volume	Year To Date
Lots	1,182,832
Tonnes	5,914,160



Warehouse Stock - Nov-23	
Delivered In	1,540
Delivered Out	-720
Net	820

Warehouse Stock - Year to Date	
Delivered In	11,575
Delivered Out	-6,505
Net	5,070



Cash	
Average	\$2,543.77
Minimum	\$2,478.00
Maximum	\$2,647.00

3M	
Average	\$2,550.59
Minimum	\$2,477.00
Maximum	\$2,649.50

Volume (ex UNA)	Nov-2023
Lots	2,101,601

Volume (inc UNA)	Nov-2023
Lots	2,240,901
Tonnes	56,022,525

Volume	Year To Date
Lots	21,671,164
Tonnes	541,779,100

Warehouse Stock - Nov-23	
Delivered In	164,050
Delivered Out	-22,475
Net	141,575

Warehouse Stock - Year To Date	
Delivered In	423,825
Delivered Out	-230,025
Net	193,800