

Prices - Jan-24

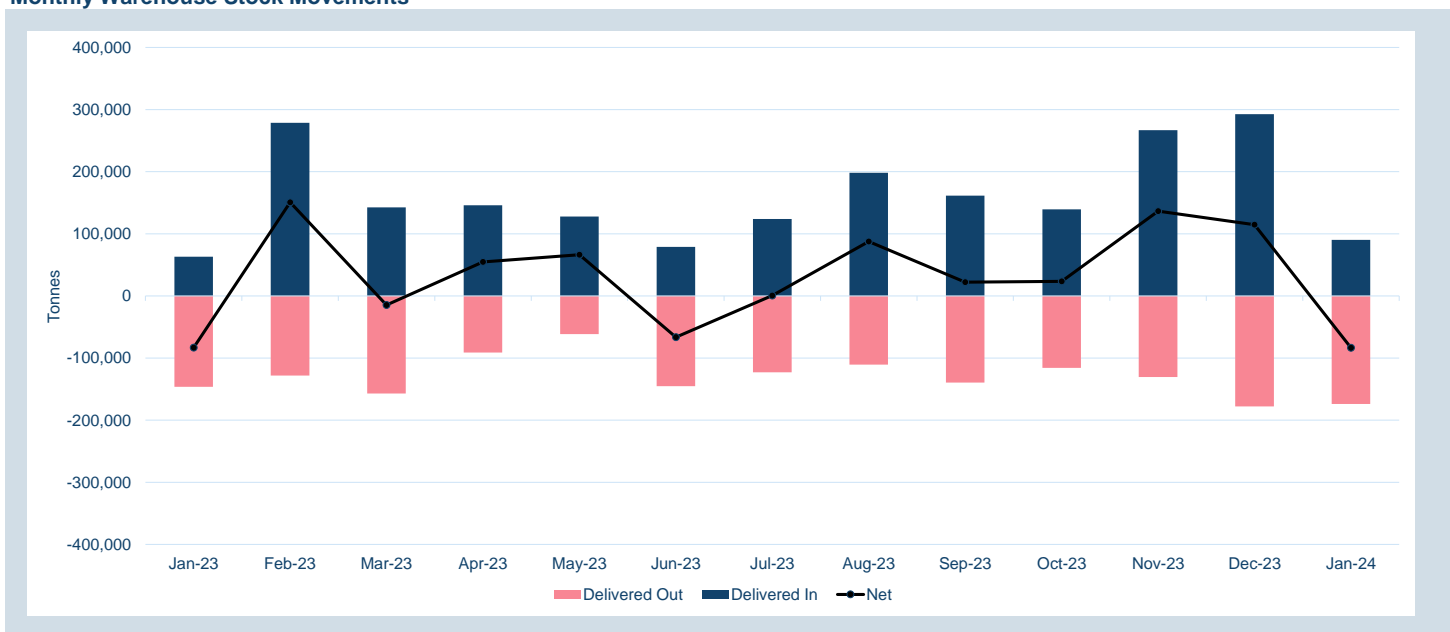
Contract	Official Cash Settlement Price				Official 3 Month Price			
	Average	Low	High	*M/M Change %	Average	Low	High	*M/M Change %
LME Aluminium	\$2,194.18	\$2,110.00	\$2,336.50	0.9%	\$2,238.02	\$2,154.00	\$2,379.00	0.8%
LME Aluminium Alloy	\$1,876.59	\$1,600.00	\$2,035.00	6.9%	\$1,876.59	\$1,600.00	\$2,035.00	6.8%
LME NASAAC	\$2,288.64	\$2,285.00	\$2,305.00	1.9%	\$2,288.64	\$2,285.00	\$2,305.00	1.8%
LME Copper	\$8,344.30	\$8,189.00	\$8,513.00	-0.6%	\$8,443.07	\$8,280.00	\$8,625.00	-0.5%
LME Lead	\$2,087.50	\$2,012.00	\$2,180.00	2.5%	\$2,104.02	\$2,045.00	\$2,169.50	1.6%
LME Nickel	\$16,091.36	\$15,705.00	\$16,600.00	-1.8%	\$16,333.41	\$15,985.00	\$16,800.00	-1.9%
LME Tin	\$25,211.36	\$24,025.00	\$26,550.00	2.5%	\$25,443.41	\$24,350.00	\$26,725.00	2.4%
LME Zinc	\$2,521.48	\$2,438.50	\$2,607.00	0.8%	\$2,537.77	\$2,453.00	\$2,627.00	1.1%
LME Cobalt	\$28,690.23	\$28,675.00	\$28,705.00	-5.6%	\$29,135.00	\$29,135.00	\$29,135.00	-5.5%

* Percentage change in average price from previous month

Warehouse stock movements (tonnes) - Jan-24

Contract	Delivered In	Delivered Out	Net	Closing
LME Aluminium	33,575	- 64,375	- 30,800	535,575
LME Aluminium Alloy	-	- 60	- 60	1,800
LME NASAAC	40	- 200	- 160	660
LME Copper	11,925	- 32,200	- 20,275	145,425
LME Lead	22,650	- 36,225	- 13,575	120,325
LME Nickel	9,366	- 2,376	6,990	71,148
LME Tin	940	- 2,145	- 1,205	6,495
LME Zinc	11,850	- 36,200	- 24,350	198,875
LME Cobalt	-	-	-	92
Total	90,346	- 173,781	- 83,435	1,080,395

Monthly Warehouse Stock Movements



© The London Metal Exchange - An HKEX Company, 10 Finsbury Square, London EC2A 1AJ

The information contained within this presentation is for illustrative and educational purposes only and should not be relied upon in making any investment decision. The past performance of any commodity, derivative or other product referred to in the presentation cannot be relied upon as a guide to its future performance. Whilst every effort has been made to ensure the information is up-to-date and correct, the LME cannot guarantee that it is completely accurate and free from human error. The information is published "as is" without any warranty of any kind, express or implied, as to accuracy of the information and the LME shall not be liable for any losses or damage that may result from use of the presentation as a consequence of any inaccuracies in, or any omissions from, the information which it may contain. The information may not be reproduced, distributed or transmitted to any other person or incorporated in any way into another publication or other material.

Volumes - Jan-24

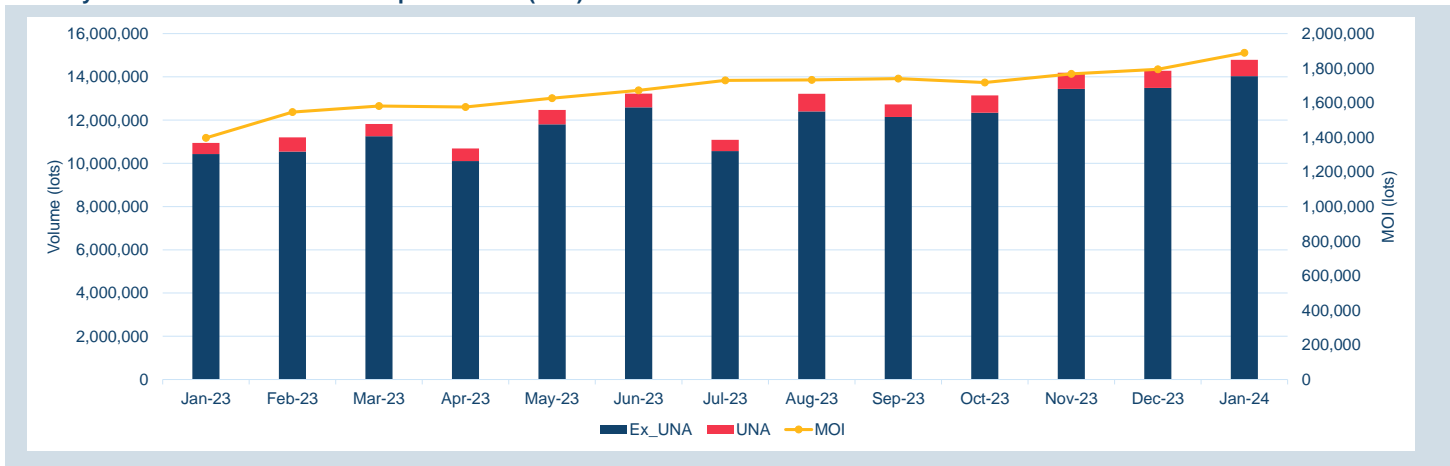
Contract	ADV (lots)	ADV Y/Y change % *	Volume Year to date (lots)	Tonnes Year to date (millions)	Futures Market Open Interest **
Non-ferrous metals (futures, traded options and TAPOs)					
LME Aluminium	281,347	35.7%	6,189,627	155	830,108
LME Aluminium Alloy	0	-52.3%	3	0	2
LME NASAAC	-	-100.0%	-	-	-
LME Copper	154,756	14.5%	3,404,632	85	351,745
LME Lead	72,672	24.3%	1,598,779	40	172,899
LME Nickel	57,274	64.0%	1,260,027	8	221,603
LME Tin	5,962	38.3%	131,175	1	18,630
LME Zinc	94,458	23.1%	2,078,073	52	258,873
LME M A Futures***	152	-68.3%	3,335	0	7,436
LMEminis	-	-	-	-	-
LME Premiums					
LME Aluminium Premium Duty paid US Midwest (Platts)	-	-100.0%	-	-	356
LME Aluminium Premium Duty Paid European (Fastmarkets MB)	64	53.6%	1,400	0	1,126
Minor Metals (futures)					
LME Cobalt	-	-100.0%	-	-	-
Ferrous (futures)					
LME Steel HRC FOB China (Argus)	140	-46.4%	3,089	0	1,467
LME Steel HRC N. America (Platts)	-	-	-	-	-
LME Steel Scrap CFR Turkey (Platts)	5,093	62.9%	112,040	1	23,720
LME Steel Scrap CFR India (Platts)	2	-23.6%	36	0	6
LME Steel Rebar FOB Turkey (Platts)	104	-44.5%	2,291	0	535
LME Steel Scrap CFR Taiwan (Argus)	1	11.4%	21	0	13
LME HRC NW Europe (Argus)	-	-	-	-	-
Precious (futures)					
LME Gold	-	-	-	-	-
Total	672,024	29.0%	14,784,528	341	1,888,519
Total (excl. UNA)	637,675				

*Percentage year-on-year change between current month and corresponding month in the previous year.

**Last trading day of month

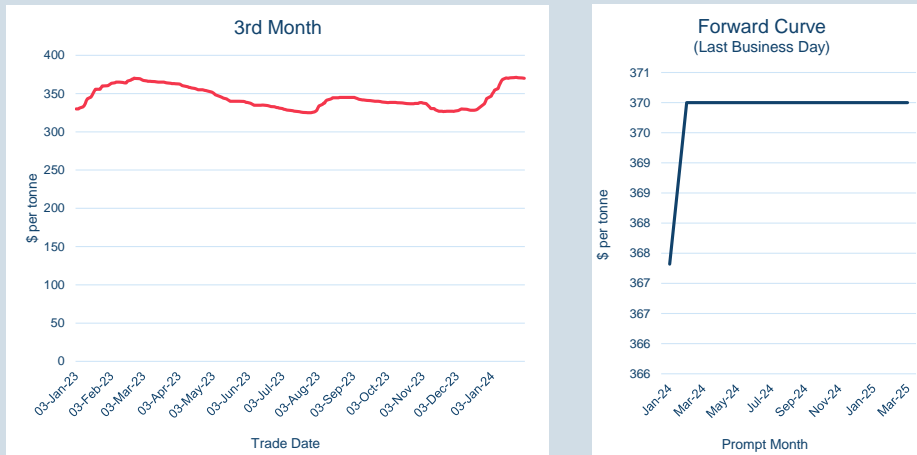
***LME Monthly Average Futures include contracts for aluminium, aluminium alloy, NASAAC, copper, nickel, lead, tin and zinc

Monthly Volumes & Futures Market Open Interest (MOI)



© The London Metal Exchange - An HKE^X Company. 10 Finsbury Square, London EC2A 1AJ

The information contained within this presentation is for illustrative and educational purposes only and should not be relied upon in making any investment decision. The past performance of any commodity, derivative or other product referred to in the presentation cannot be relied upon as a guide to its future performance. Whilst every effort has been made to ensure the information is up-to-date and correct, the LME cannot guarantee that it is completely accurate and free from human error. The information is published "as is" without any warranty of any kind, express or implied, as to accuracy of the information and the LME shall not be liable for any losses or damage that may result from use of the presentation as a consequence of any inaccuracies in, or any omissions from, the information which it may contain. The information may not be reproduced, distributed or transmitted to any other person or incorporated in any way into another publication or other material.

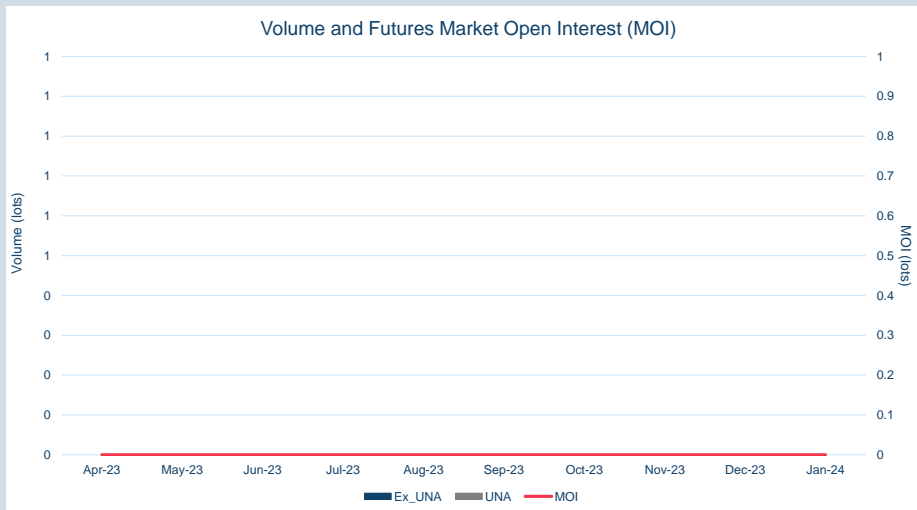


Front Month	
Average	\$364.83
Minimum	\$350.00
Maximum	\$367.95


Volume (ex UNA)	Jan-2024
Lots	-

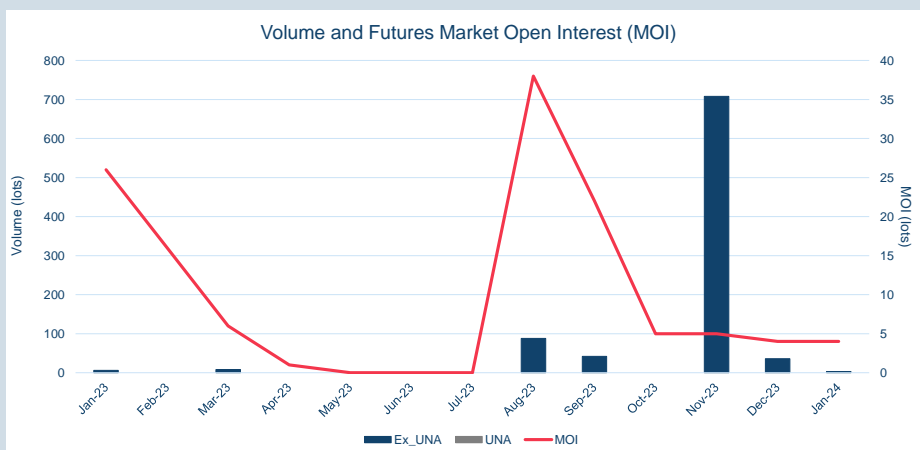
Volume (inc UNA)	Jan-2024
Lots	-
Tonnes	-

Volume	Year To Date
Lots	-
Tonnes	-



Prompt Month	End of Month - Daily Settlement	Volume (inc UNA)	End of Month - MOI
Jan-24	\$ 367.32	-	-
Feb-24	\$ 370.00	-	-
Mar-24	\$ 370.00	-	-
Apr-24	\$ 370.00	-	-
May-24	\$ 370.00	-	-
Jun-24	\$ 370.00	-	-
Jul-24	\$ 370.00	-	-
Aug-24	\$ 370.00	-	-
Sep-24	\$ 370.00	-	-
Oct-24	\$ 370.00	-	-
Nov-24	\$ 370.00	-	-
Dec-24	\$ 370.00	-	-
Jan-25	\$ 370.00	-	-
Feb-25	\$ 370.00	-	-
Mar-25	\$ 370.00	-	-





Cash	
Average	\$1,876.59
Minimum	\$1,600.00
Maximum	\$2,035.00

3M	
Average	\$1,876.59
Minimum	\$1,600.00
Maximum	\$2,035.00

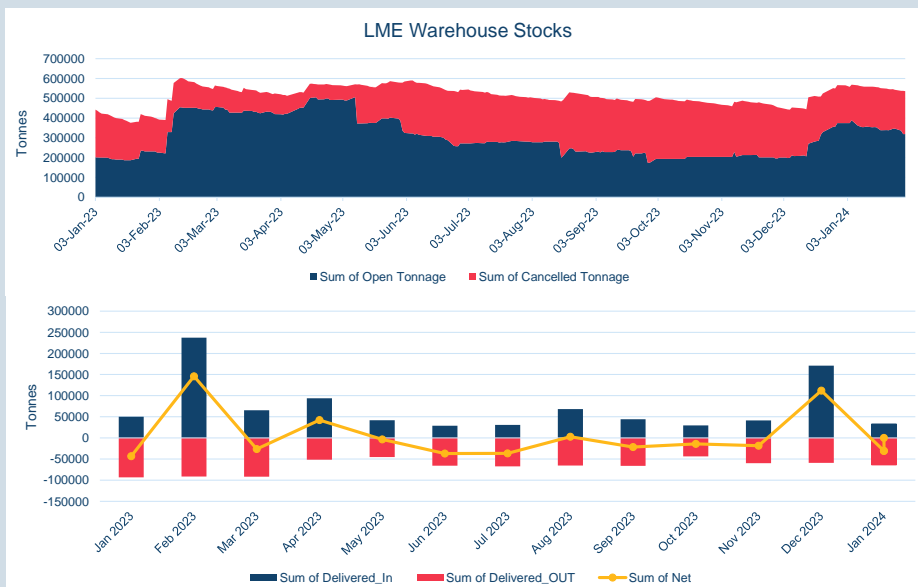
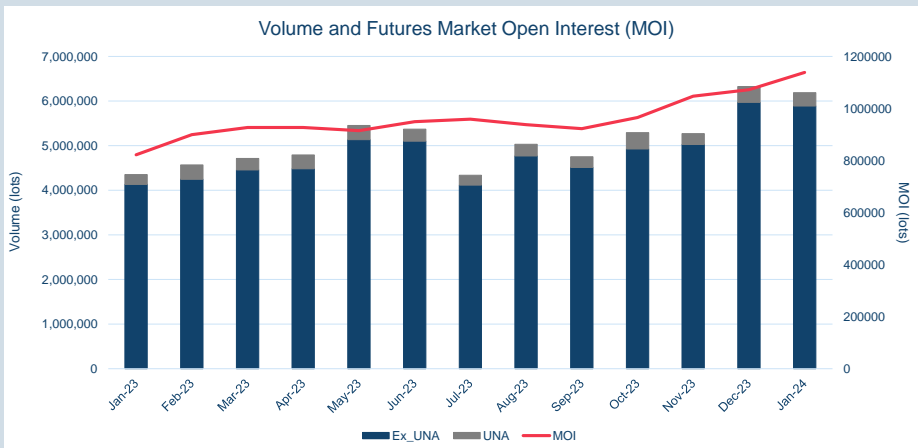
Volume (ex UNA)	Jan-2024
Lots	3

Volume (inc UNA)	Jan-2024
Lots	3
Tonnes	60

Volume	Year To Date
Lots	3
Tonnes	60

Warehouse Stock - Jan-24	
Delivered In	-
Delivered Out	- 60
Net	- 60

Warehouse Stock - Year To Date	
Delivered In	-
Delivered Out	- 60
Net	- 60



Cash	
Average	\$2,194.18
Minimum	\$2,110.00
Maximum	\$2,336.50

3M	
Average	\$2,238.02
Minimum	\$2,154.00
Maximum	\$2,379.00

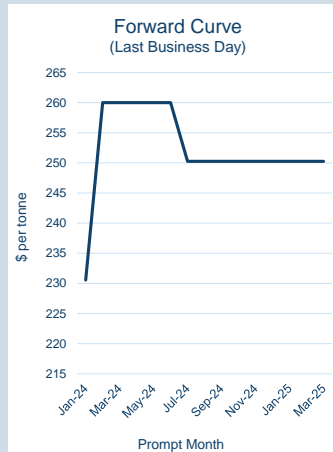
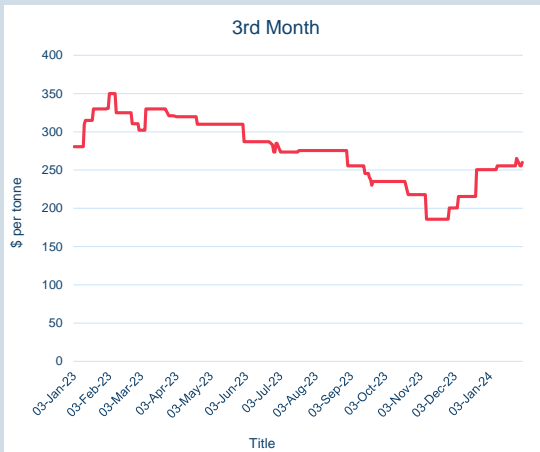
Volume (ex UNA)	Jan-2024
Lots	5,888,680

Volume (inc UNA)	Jan-2024
Lots	6,189,627
Tonnes	154,740,675

Volume	Year To Date
Lots	6,189,627
Tonnes	154,740,675

Warehouse Stock - Jan-24	
Delivered In	33,575
Delivered Out	- 64,375
Net	- 30,800

Warehouse Stock - Year To Date	
Delivered In	33,575
Delivered Out	- 64,375
Net	- 30,800

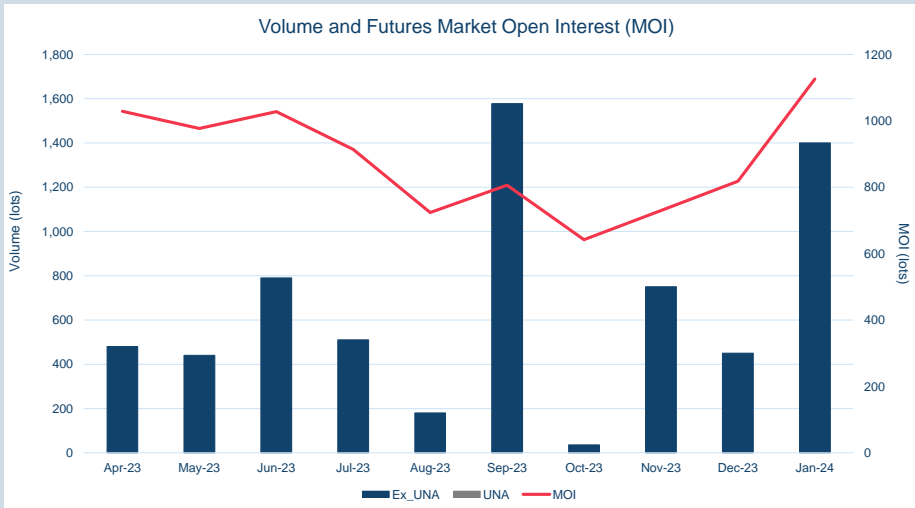


Front Month	
Average	\$221.35
Minimum	\$202.50
Maximum	\$230.56

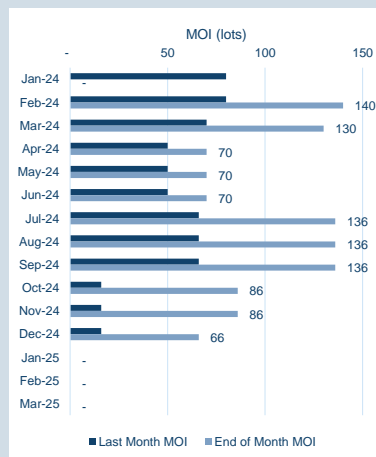
Volume (ex UNA) Jan-2024	
Lots	1,400

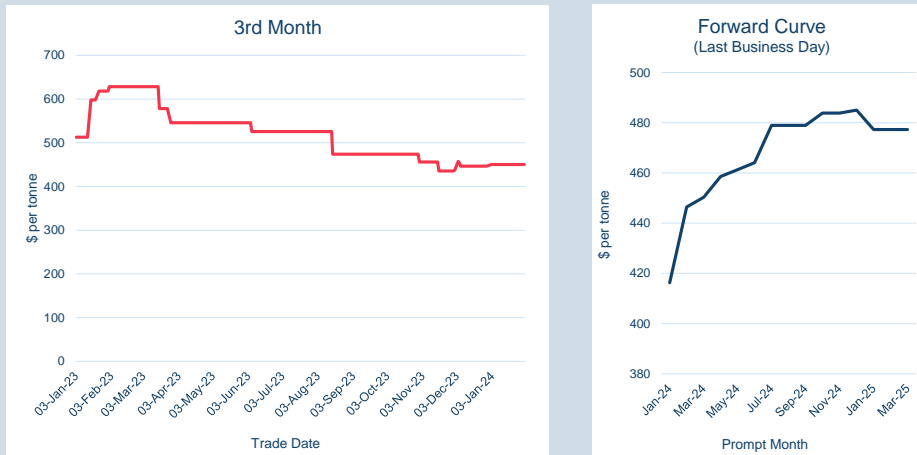
Volume (inc UNA) Jan-2024	
Lots	1,400
Tonnes	35,000

Volume Year To Date	
Lots	1,400
Tonnes	35,000



Prompt Month	End of Month - Daily Settlement	Volume (inc UNA)	End of Month - MOI
Jan-24	\$ 230.56	-	-
Feb-24	\$ 260.00	160	140
Mar-24	\$ 260.00	160	130
Apr-24	\$ 260.00	40	70
May-24	\$ 260.00	40	70
Jun-24	\$ 260.00	40	70
Jul-24	\$ 250.25	170	136
Aug-24	\$ 250.25	170	136
Sep-24	\$ 250.25	170	136
Oct-24	\$ 250.25	170	86
Nov-24	\$ 250.25	170	86
Dec-24	\$ 250.25	110	66
Jan-25	\$ 250.25	-	-
Feb-25	\$ 250.25	-	-
Mar-25	\$ 250.25	-	-



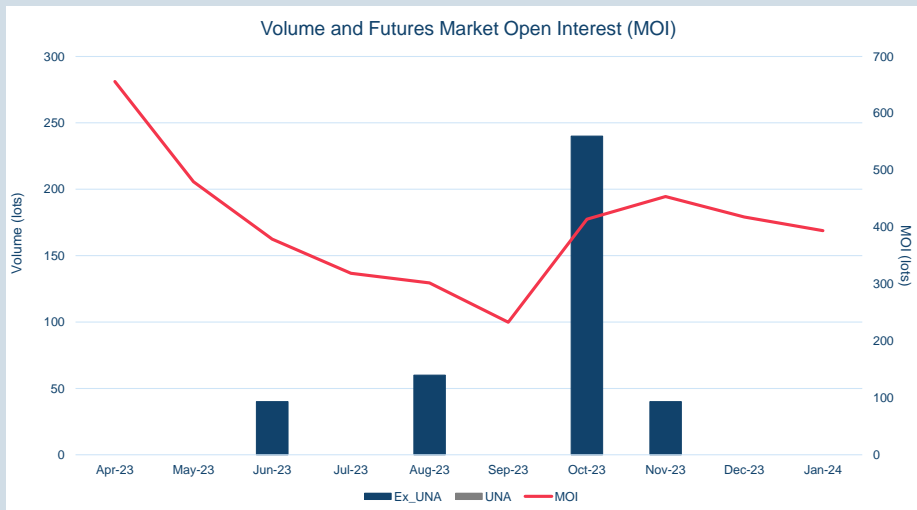


Front Month	
Average	\$416.60
Minimum	\$414.47
Maximum	\$445.83

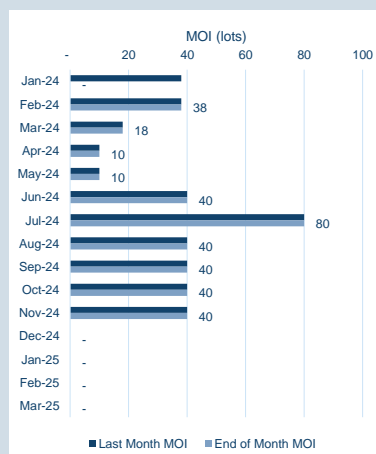
Volume (ex UNA)	Jan-2024
Lots	-

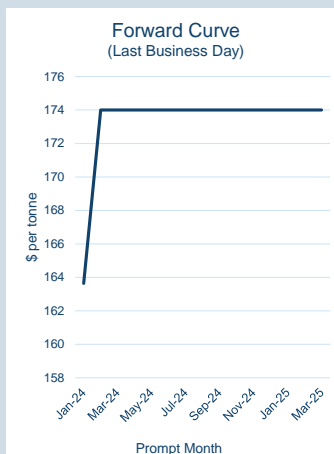
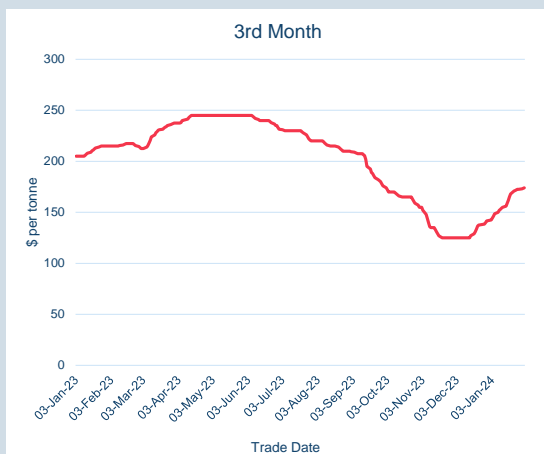
Volume (inc UNA)	Jan-2024
Lots	-
Tonnes	-

Volume	Year To Date
Lots	-
Tonnes	-



Prompt Month	End of Month - Daily Settlement	Volume (inc UNA)	End of Month - MOI
Jan-24	\$ 416.27	-	-
Feb-24	\$ 446.44	-	38
Mar-24	\$ 450.29	-	18
Apr-24	\$ 458.56	-	10
May-24	\$ 461.32	-	10
Jun-24	\$ 464.07	-	40
Jul-24	\$ 478.95	-	80
Aug-24	\$ 478.95	-	40
Sep-24	\$ 478.95	-	40
Oct-24	\$ 483.84	-	40
Nov-24	\$ 483.84	-	40
Dec-24	\$ 485.02	-	-
Jan-25	\$ 477.30	-	-
Feb-25	\$ 477.30	-	-
Mar-25	\$ 477.30	-	-



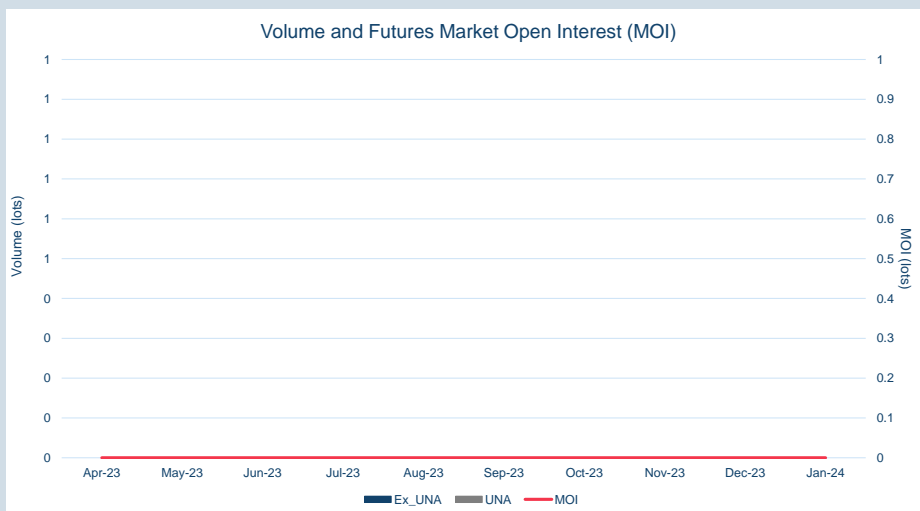


Front Month	
Average	\$158.11
Minimum	\$145.00
Maximum	\$163.64

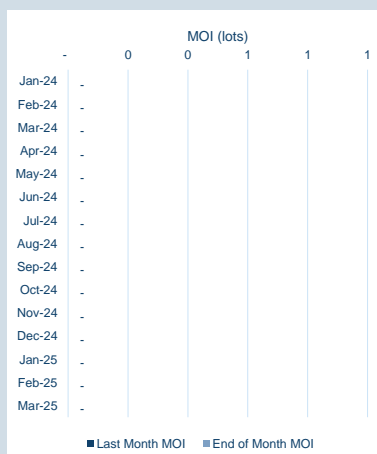
Volume (ex UNA)	Jan-2024
Lots	-

Volume (inc UNA)	Jan-2024
Lots	-
Tonnes	-

Volume	Year To Date
Lots	-
Tonnes	-



Prompt Month	End of Month - Daily Settlement	Volume (inc UNA)	End of Month - MOI
Jan-24	\$ 163.64	-	-
Feb-24	\$ 174.00	-	-
Mar-24	\$ 174.00	-	-
Apr-24	\$ 174.00	-	-
May-24	\$ 174.00	-	-
Jun-24	\$ 174.00	-	-
Jul-24	\$ 174.00	-	-
Aug-24	\$ 174.00	-	-
Sep-24	\$ 174.00	-	-
Oct-24	\$ 174.00	-	-
Nov-24	\$ 174.00	-	-
Dec-24	\$ 174.00	-	-
Jan-25	\$ 174.00	-	-
Feb-25	\$ 174.00	-	-
Mar-25	\$ 174.00	-	-



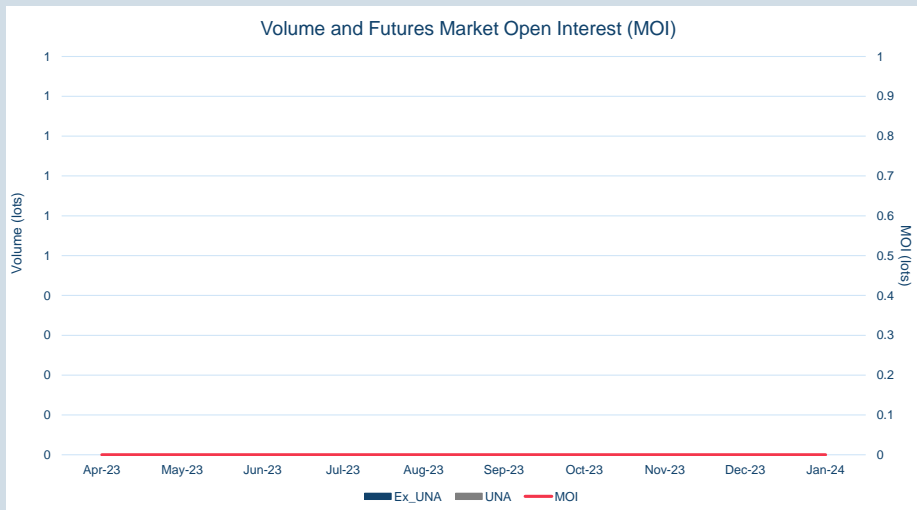


Front Month	
Average	\$1,654.47
Minimum	\$1,631.16
Maximum	\$1,708.58


Volume (ex UNA)	Jan-2024
Lots	-

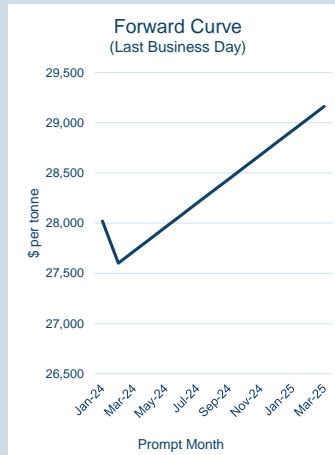
Volume (inc UNA)	Jan-2024
Lots	-
Tonnes	-

Volume	Year To Date
Lots	-
Tonnes	-



Prompt Month	End of Month - Daily Settlement	Volume (inc UNA)	End of Month - MOI
Jan-24	\$ 1,661.08	-	-
Feb-24	\$ 1,699.76	-	-
Mar-24	\$ 1,699.76	-	-
Apr-24	\$ 1,699.76	-	-
May-24	\$ 1,699.76	-	-
Jun-24	\$ 1,699.76	-	-
Jul-24	\$ 1,699.76	-	-
Aug-24	\$ 1,699.76	-	-
Sep-24	\$ 1,699.76	-	-
Oct-24	\$ 1,699.76	-	-
Nov-24	\$ 1,699.76	-	-
Dec-24	\$ 1,699.76	-	-
Jan-25	\$ 1,699.76	-	-
Feb-25	\$ 1,699.76	-	-
Mar-25	\$ 1,699.76	-	-



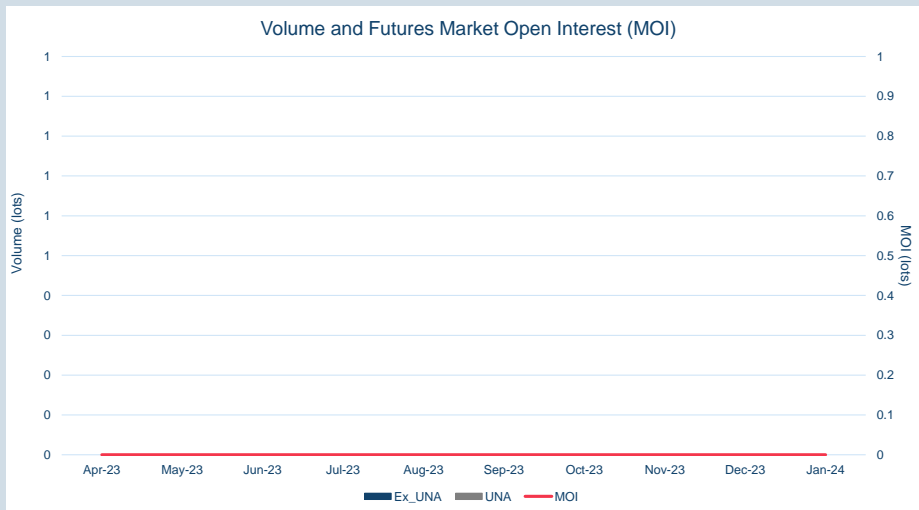


Front Month	
Average	\$28,150.94
Minimum	\$28,020.75
Maximum	\$28,284.31

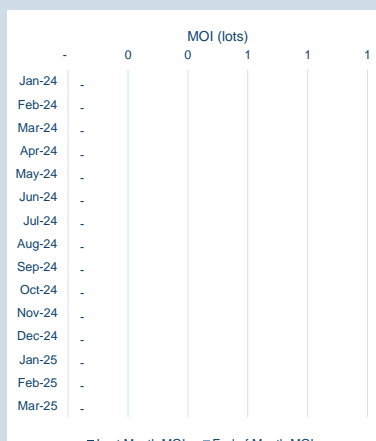
Volume (ex UNA)	Jan-2024
Lots	-

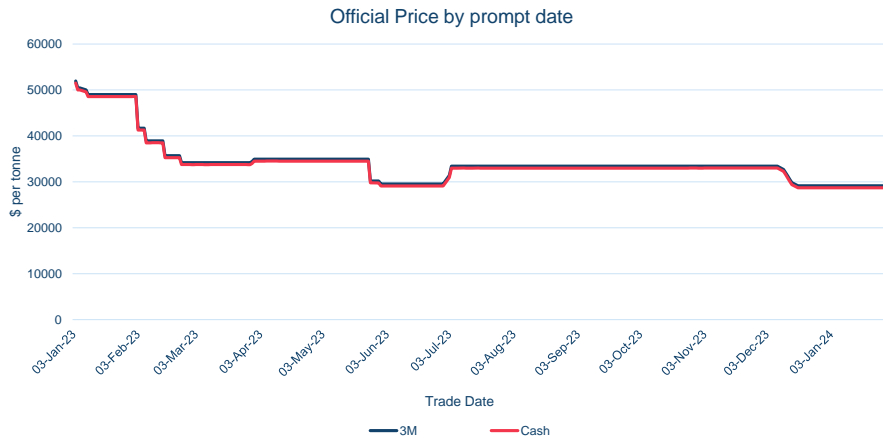
Volume (inc UNA)	Jan-2024
Lots	-
Tonnes	-

Volume	Year To Date
Lots	-
Tonnes	-



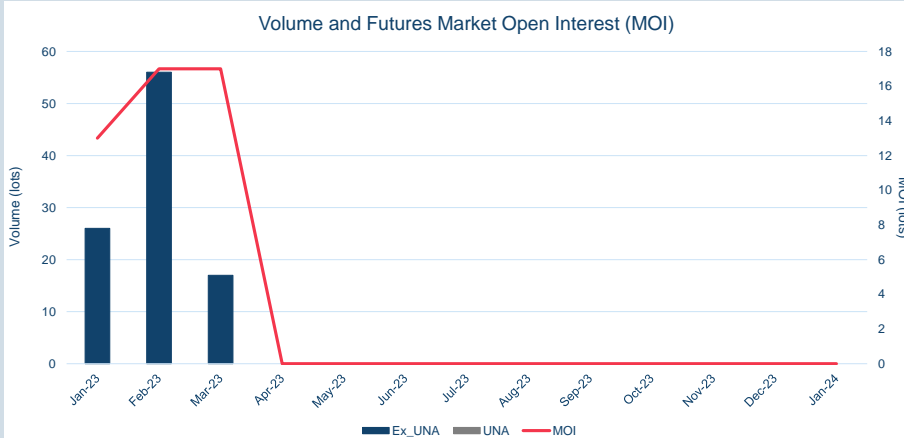
Prompt Month	End of Month - Daily Settlement	Volume (inc UNA)	End of Month - MOI
Jan-24	\$ 28,020.75	-	-
Feb-24	\$ 27,601.88	-	-
Mar-24	\$ 27,721.88	-	-
Apr-24	\$ 27,841.88	-	-
May-24	\$ 27,961.88	-	-
Jun-24	\$ 28,081.88	-	-
Jul-24	\$ 28,201.88	-	-
Aug-24	\$ 28,321.88	-	-
Sep-24	\$ 28,441.88	-	-
Oct-24	\$ 28,561.88	-	-
Nov-24	\$ 28,681.88	-	-
Dec-24	\$ 28,801.88	-	-
Jan-25	\$ 28,921.88	-	-
Feb-25	\$ 29,041.88	-	-
Mar-25	\$ 29,161.88	-	-





Cash	
Average	\$28,690.23
Minimum	\$28,675.00
Maximum	\$28,705.00

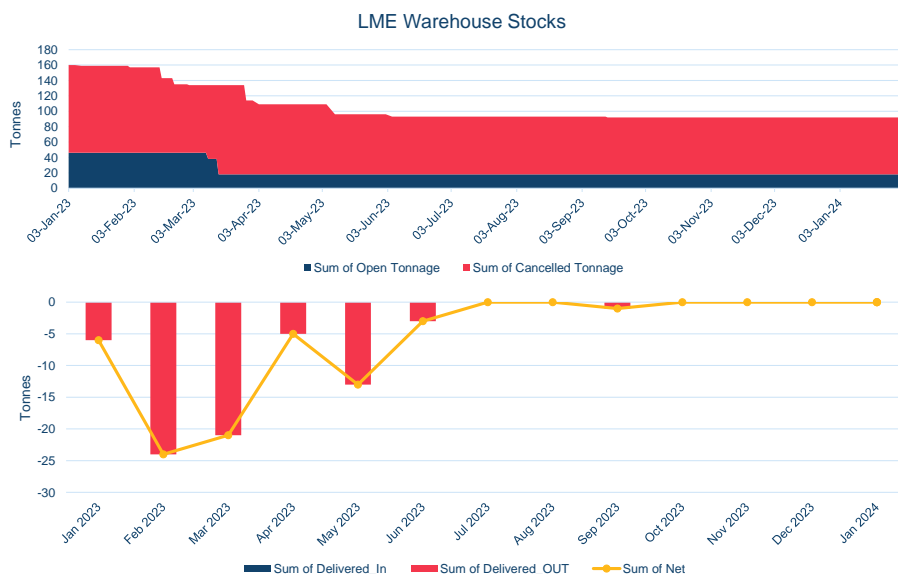
3M	
Average	\$29,135.00
Minimum	\$29,135.00
Maximum	\$29,135.00



Volume (ex UNA)	Jan-2024
Lots	-

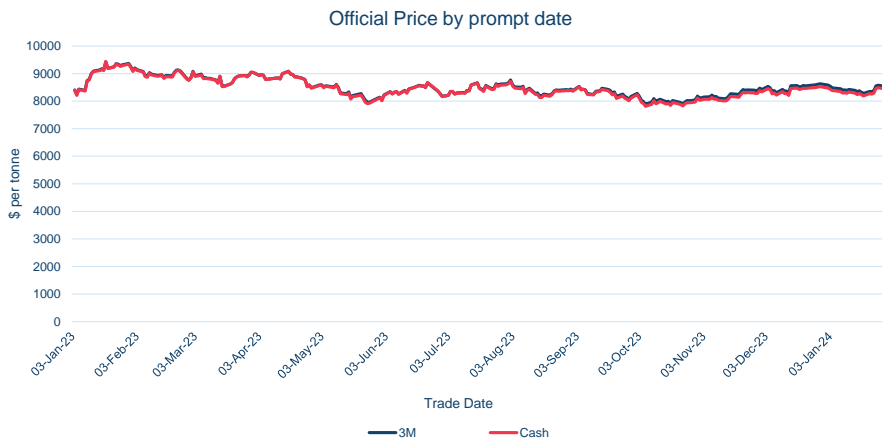
Volume (inc UNA)	Jan-2024
Lots	-
Tonnes	-

Volume	Year To Date
Lots	-
Tonnes	-



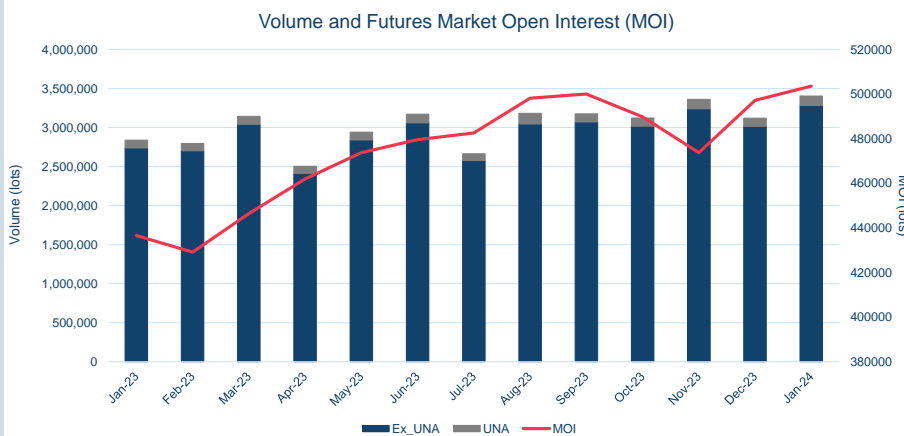
Warehouse Stock - Jan-24	
Delivered In	0
Delivered Out	0
Net	0

Warehouse Stock - Year To Date	
Delivered In	0
Delivered Out	0
Net	0



Cash	
Average	\$8,344.30
Minimum	\$8,189.00
Maximum	\$8,513.00

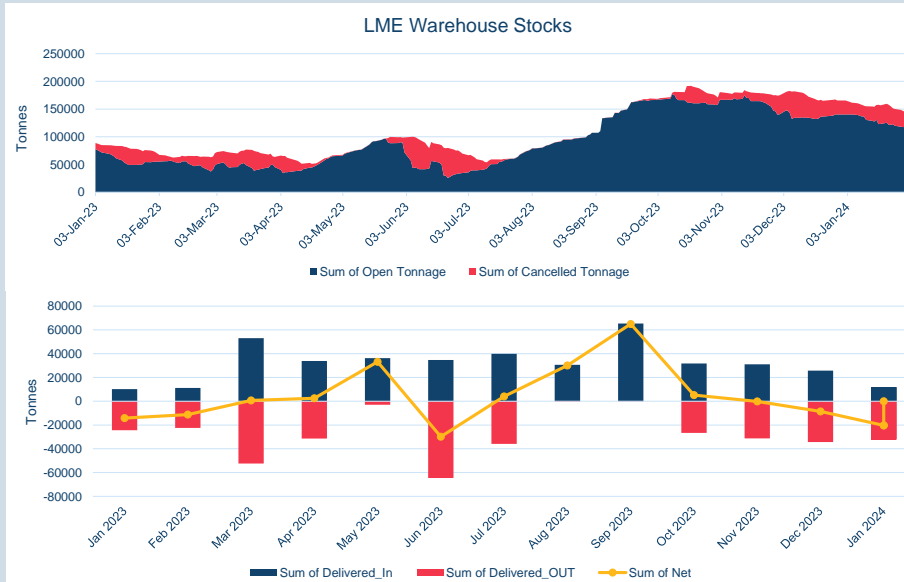
3M	
Average	\$8,443.07
Minimum	\$8,280.00
Maximum	\$8,625.00



Volume (ex UNA)	Jan-2024
Lots	3,282,259

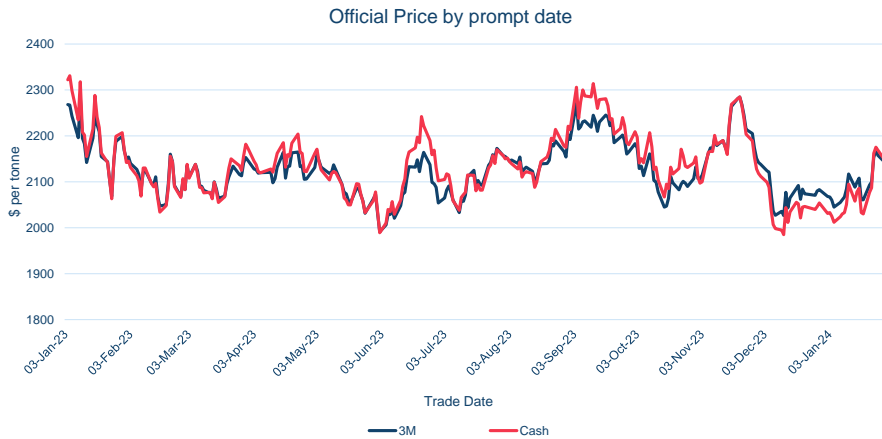
Volume (inc UNA)	Jan-2024
Lots	3,404,632
Tonnes	85,115,800

Volume	Year To Date
Lots	3,404,632
Tonnes	85,115,800



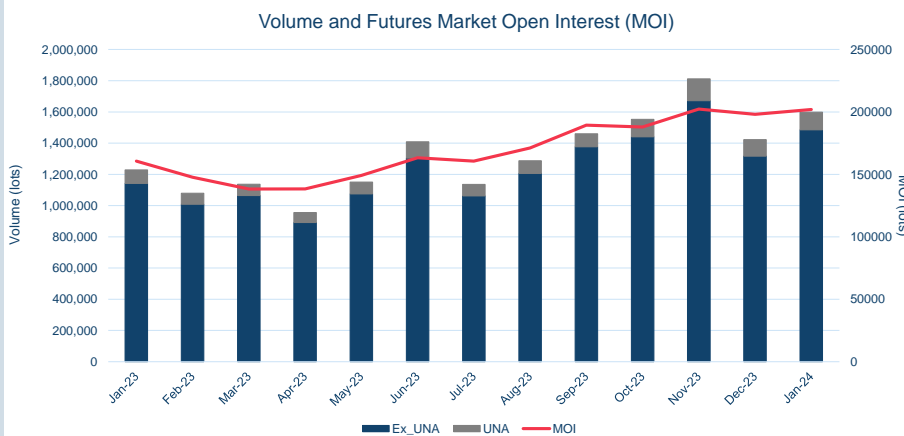
Warehouse Stock - Jan-24	
Delivered In	11,925
Delivered Out	-32,200
Net	-20,275

Warehouse Stock - Year To Date	
Delivered In	11,925
Delivered Out	-32,200
Net	-20,275



Cash	
Average	\$2,087.50
Minimum	\$2,012.00
Maximum	\$2,180.00

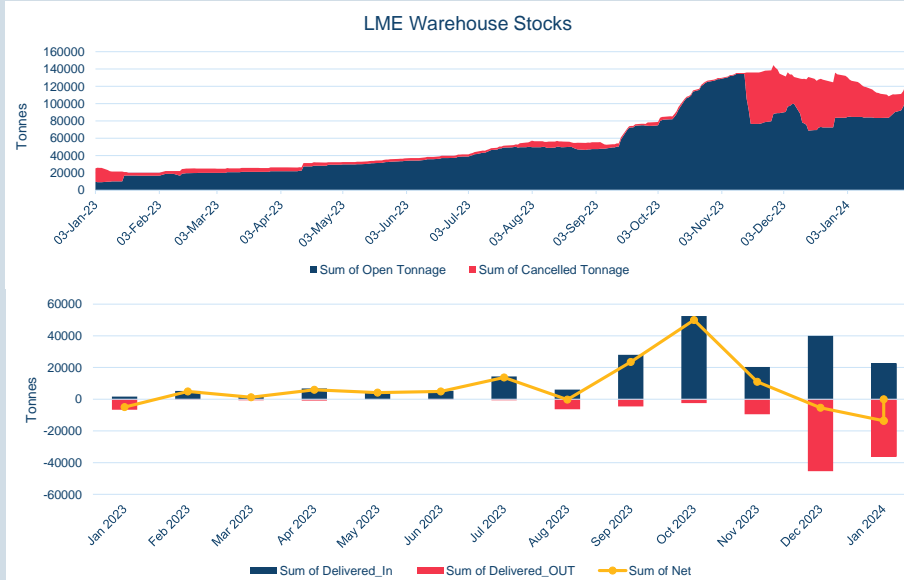
3M	
Average	\$2,104.02
Minimum	\$2,045.00
Maximum	\$2,169.50



Volume (ex UNA)	Jan-2024
Lots	1,485,570

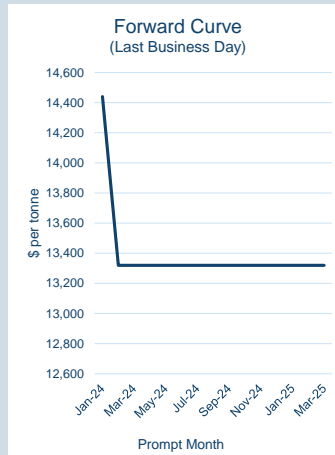
Volume (inc UNA)	Jan-2024
Lots	1,598,779
Tonnes	39,969,475

Volume	Year To Date
Lots	1,598,779
Tonnes	39,969,475



Warehouse Stock - Jan-24	
Delivered In	22,650
Delivered Out	-36,225
Net	-13,575

Warehouse Stock - Year to Date	
Delivered In	22,650
Delivered Out	-36,225
Net	-13,575

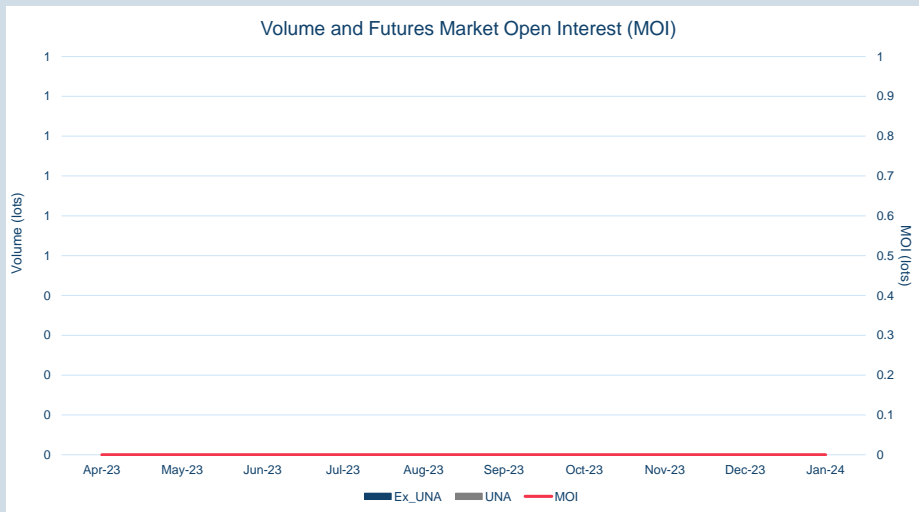


Front Month	
Average	\$14,850.70
Minimum	\$14,439.09
Maximum	\$15,727.27

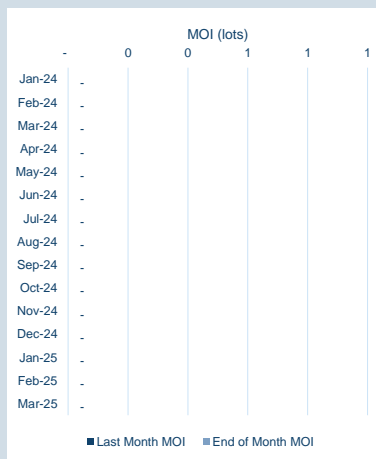
Volume (ex UNA)	Jan-2024
Lots	-

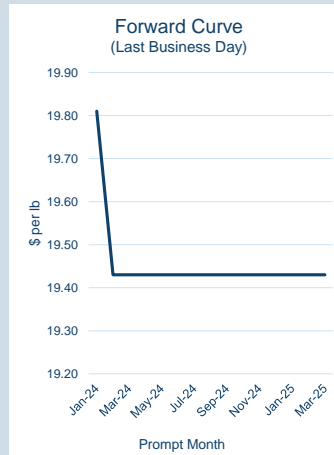
Volume (inc UNA)	Jan-2024
Lots	-
Tonnes	-

Volume	Year To Date
Lots	-
Tonnes	-



Prompt Month	End of Month - Daily Settlement	Volume (inc UNA)	End of Month - MOI
Jan-24	\$ 14,440.00	-	-
Feb-24	\$ 13,320.00	-	-
Mar-24	\$ 13,320.00	-	-
Apr-24	\$ 13,320.00	-	-
May-24	\$ 13,320.00	-	-
Jun-24	\$ 13,320.00	-	-
Jul-24	\$ 13,320.00	-	-
Aug-24	\$ 13,320.00	-	-
Sep-24	\$ 13,320.00	-	-
Oct-24	\$ 13,320.00	-	-
Nov-24	\$ 13,320.00	-	-
Dec-24	\$ 13,320.00	-	-
Jan-25	\$ 13,320.00	-	-
Feb-25	\$ 13,320.00	-	-
Mar-25	\$ 13,320.00	-	-



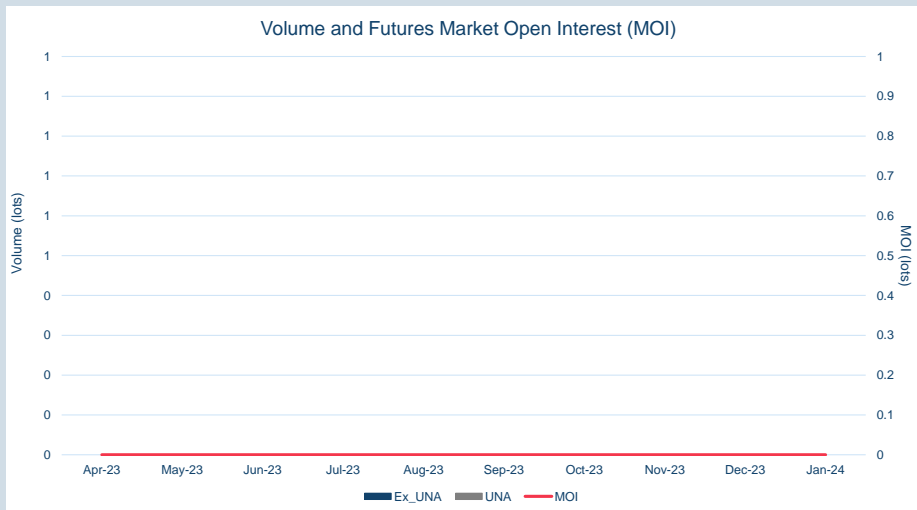


Front Month	
Average	\$20.01
Minimum	\$19.62
Maximum	\$20.72


Volume (ex UNA)	Jan-2024
Lots	-

Volume (inc UNA)	Jan-2024
Lots	-
Tonnes	-

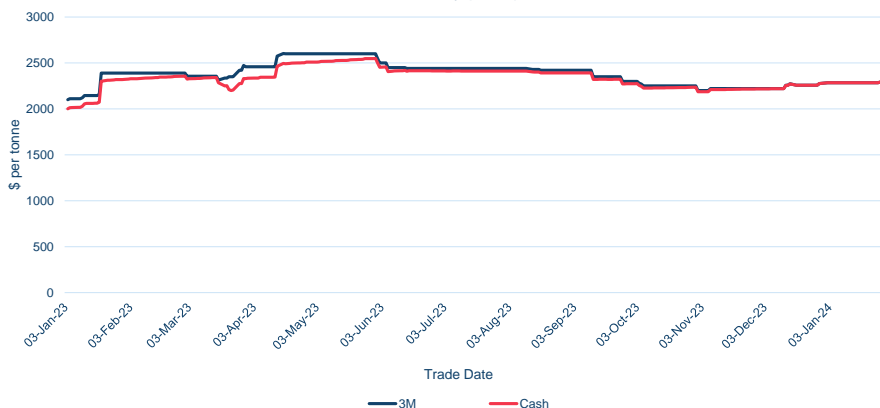
Volume	Year To Date
Lots	-
Tonnes	-



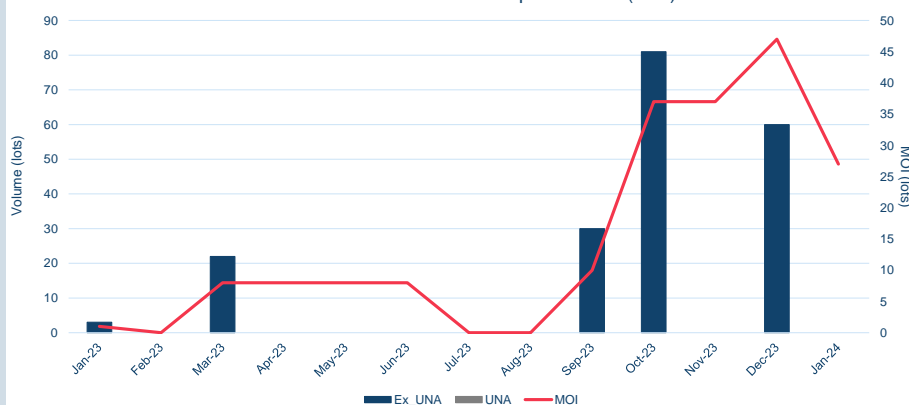
Prompt Month	End of Month - Daily Settlement	Volume (inc UNA)	End of Month - MOI
Jan-24	\$ 19.81	-	-
Feb-24	\$ 19.43	-	-
Mar-24	\$ 19.43	-	-
Apr-24	\$ 19.43	-	-
May-24	\$ 19.43	-	-
Jun-24	\$ 19.43	-	-
Jul-24	\$ 19.43	-	-
Aug-24	\$ 19.43	-	-
Sep-24	\$ 19.43	-	-
Oct-24	\$ 19.43	-	-
Nov-24	\$ 19.43	-	-
Dec-24	\$ 19.43	-	-
Jan-25	\$ 19.43	-	-
Feb-25	\$ 19.43	-	-
Mar-25	\$ 19.43	-	-



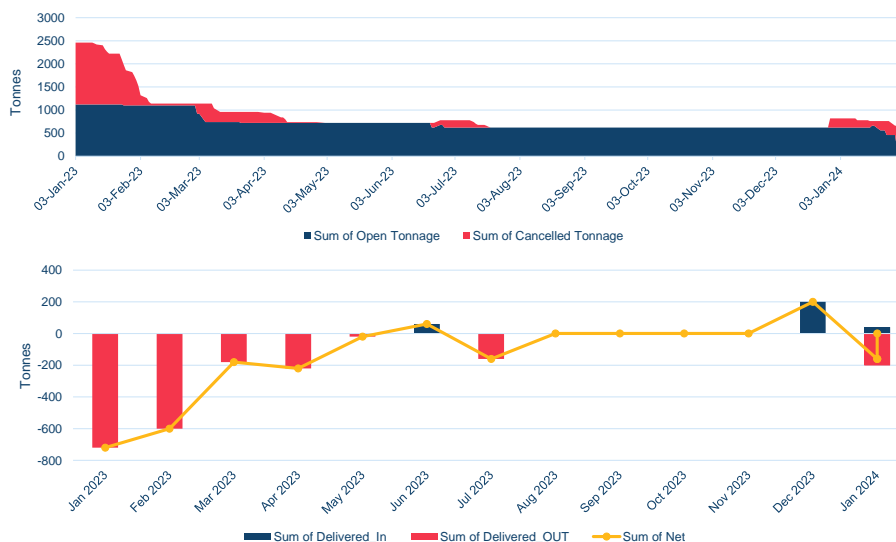
Official Price by prompt date



Volume and Futures Market Open Interest (MOI)



LME Warehouse Stocks



Cash	
Average	\$2,288.64
Minimum	\$2,285.00
Maximum	\$2,305.00

3M	
Average	\$2,288.64
Minimum	\$2,285.00
Maximum	\$2,305.00

Volume (ex UNA) Jan-2024	
Lots	-

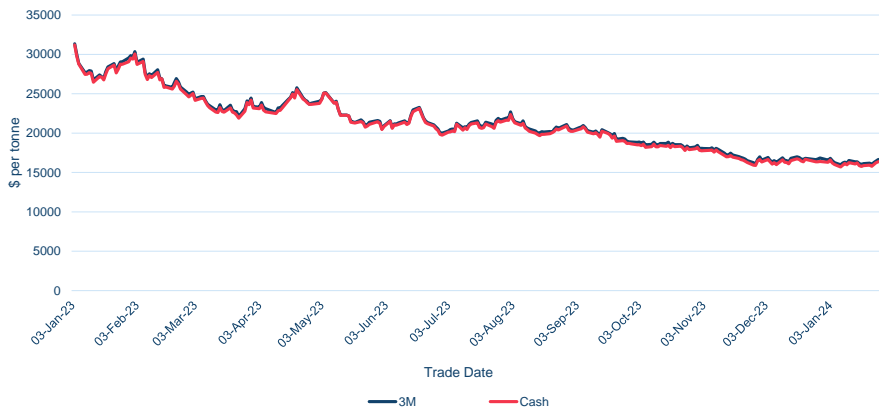
Volume (inc UNA) Jan-2024	
Lots	-
Tonnes	-

Volume Year To Date	
Lots	-
Tonnes	-

Warehouse Stock - Jan-24	
Delivered In	40
Delivered Out	-200
Net	-160

Warehouse Stock - Year To Date	
Delivered In	40
Delivered Out	-200
Net	-160

Official Price by prompt date



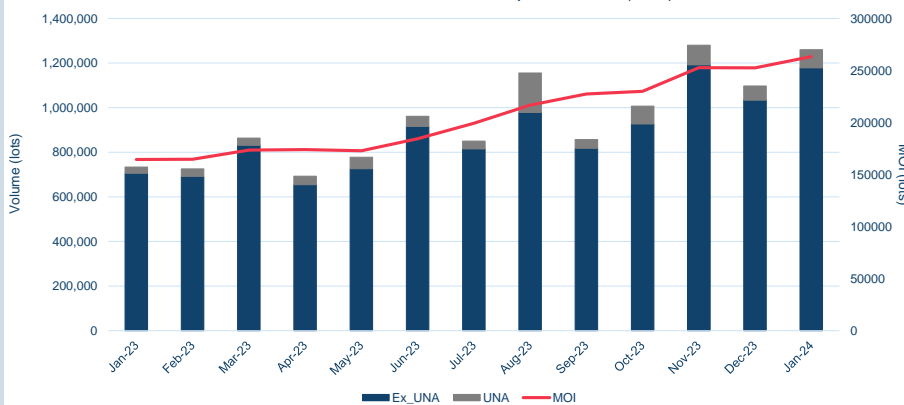
Cash

Average	\$16,091.36
Minimum	\$15,705.00
Maximum	\$16,600.00

3M

Average	\$16,333.41
Minimum	\$15,985.00
Maximum	\$16,800.00

Volume and Futures Market Open Interest (MOI)



Volume (ex UNA) Jan-2024

Lots	1,178,983
------	-----------

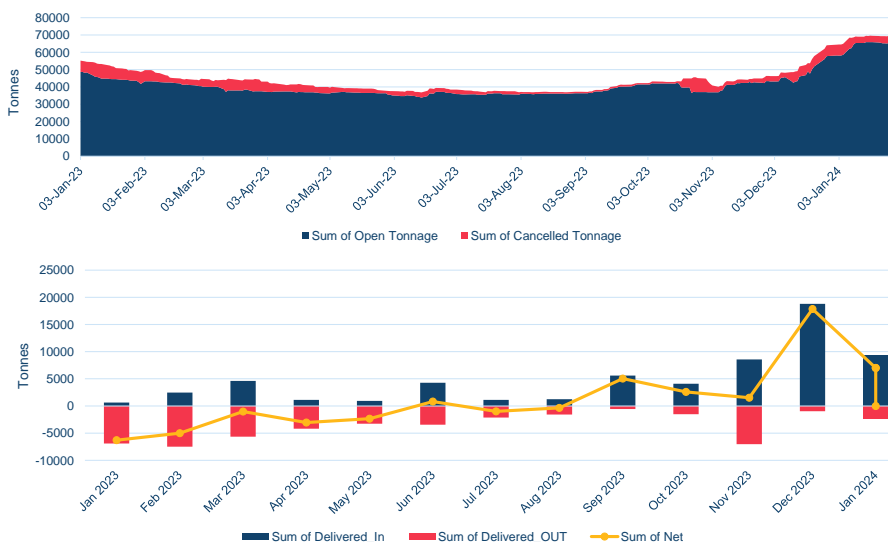
Volume (inc UNA) Jan-2024

Lots	1,260,027
Tonnes	7,560,162

Volume Year To Date

Lots	1,260,027
Tonnes	7,560,162

LME Warehouse Stocks

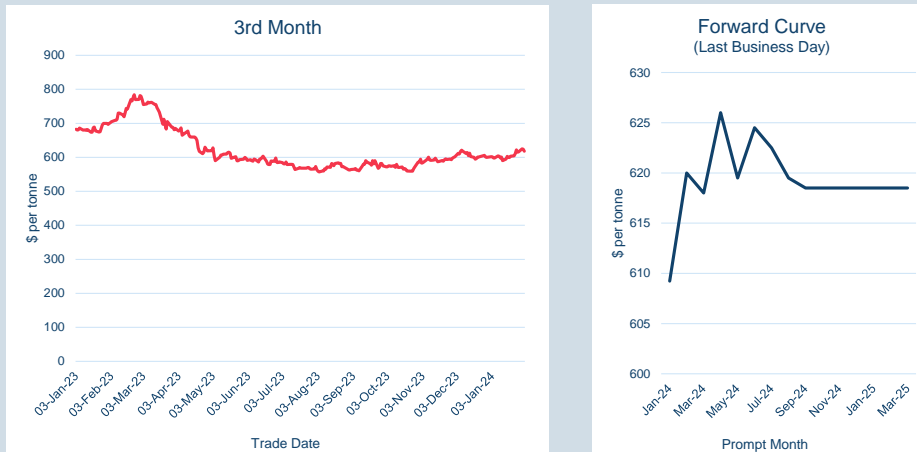


Warehouse Stock - Jan-24

Delivered In	9,366
Delivered Out	-2,376
Net	6,990

Warehouse Stock - Year To Date

Delivered In	9,366
Delivered Out	-2,376
Net	6,990

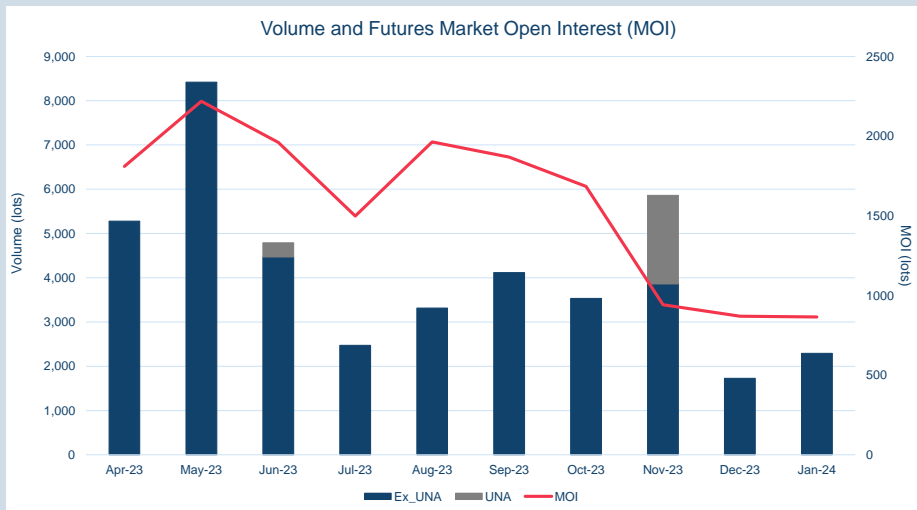


Front Month	
Average	\$603.44
Minimum	\$594.50
Maximum	\$613.00

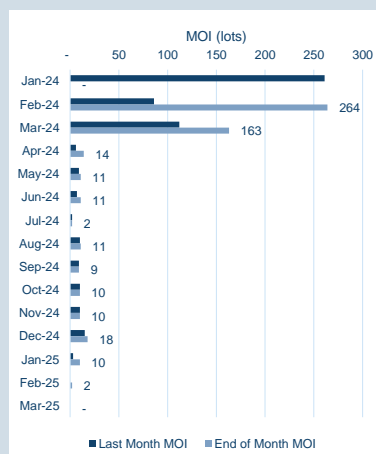
Volume (ex UNA)	Jan-2024
Lots	2,291

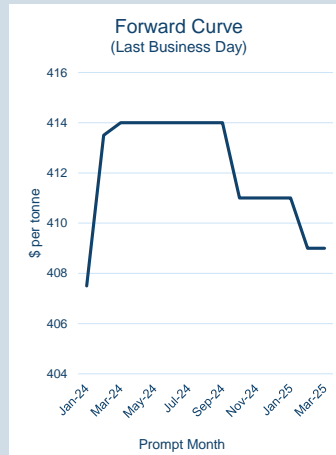
Volume (inc UNA)	Jan-2024
Lots	2,291
Tonnes	22,910

Volume	Year To Date
Lots	2,291
Tonnes	22,910



Prompt Month	End of Month - Daily Settlement	Volume (inc UNA)	End of Month - MOI
Jan-24	\$ 609.23	222	-
Feb-24	\$ 620.00	1,407	264
Mar-24	\$ 618.00	281	163
Apr-24	\$ 626.00	119	14
May-24	\$ 619.50	100	11
Jun-24	\$ 624.50	75	11
Jul-24	\$ 622.50	12	2
Aug-24	\$ 619.50	8	11
Sep-24	\$ 618.50	6	9
Oct-24	\$ 618.50	9	10
Nov-24	\$ 618.50	3	10
Dec-24	\$ 618.50	22	18
Jan-25	\$ 618.50	23	10
Feb-25	\$ 618.50	4	2
Mar-25	\$ 618.50	-	-



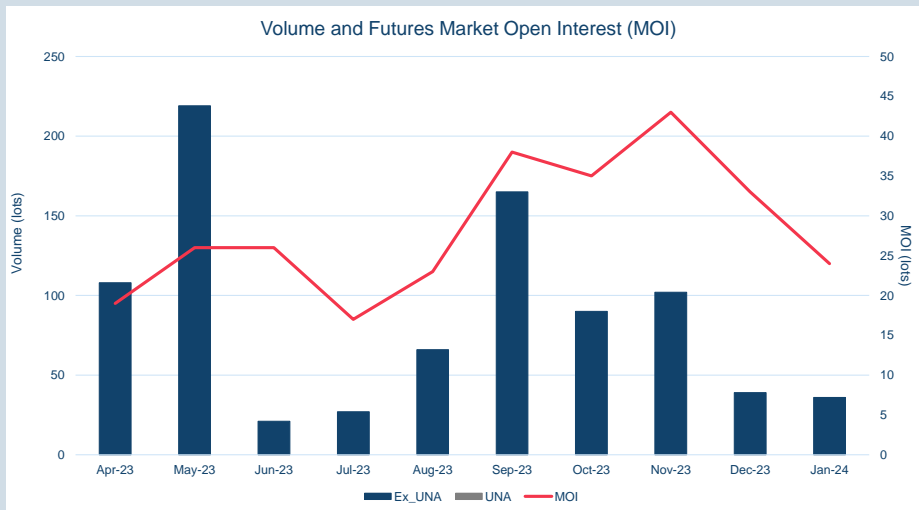


Front Month	
Average	\$414.00
Minimum	\$407.00
Maximum	\$422.00

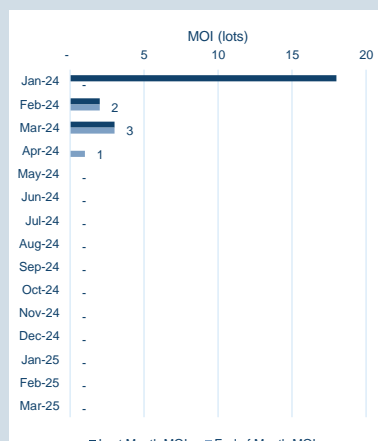
Volume (ex UNA) Jan-2024	
Lots	36

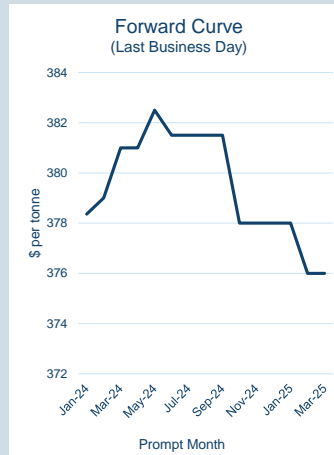
Volume (inc UNA) Jan-2024	
Lots	36
Tonnes	360

Volume Year To Date	
Lots	36
Tonnes	360



Prompt Month	End of Month - Daily Settlement	Volume (inc UNA)	End of Month - MOI
Jan-24	\$ 407.50	6	-
Feb-24	\$ 413.50	9	2
Mar-24	\$ 414.00	9	3
Apr-24	\$ 414.00	9	1
May-24	\$ 414.00	3	-
Jun-24	\$ 414.00	-	-
Jul-24	\$ 414.00	-	-
Aug-24	\$ 414.00	-	-
Sep-24	\$ 414.00	-	-
Oct-24	\$ 411.00	-	-
Nov-24	\$ 411.00	-	-
Dec-24	\$ 411.00	-	-
Jan-25	\$ 411.00	-	-
Feb-25	\$ 409.00	-	-
Mar-25	\$ 409.00	-	-



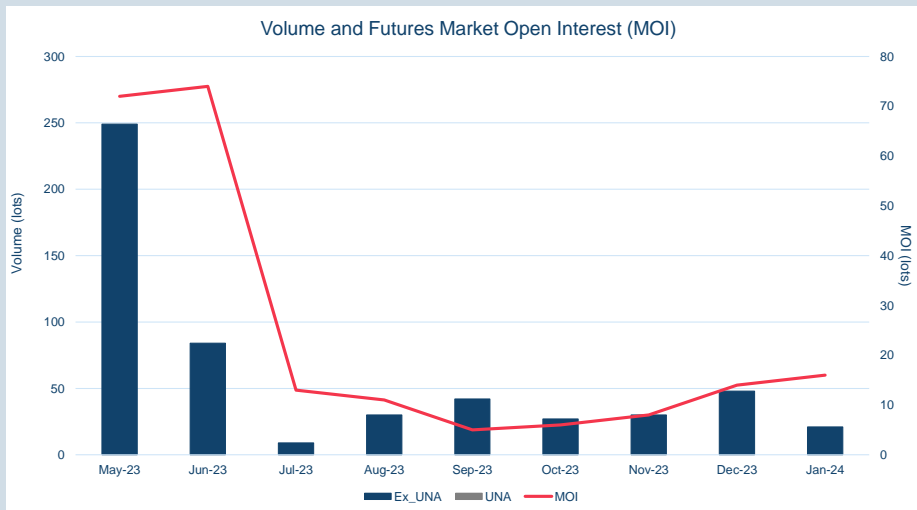


Front Month	
Average	\$382.45
Minimum	\$378.36
Maximum	\$385.50

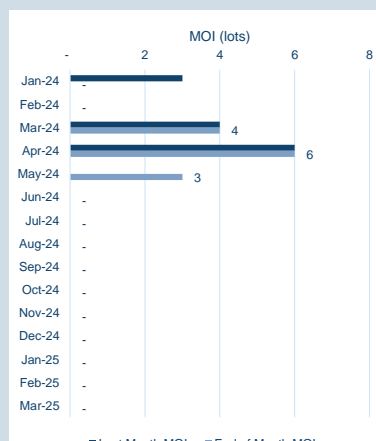
Volume (ex UNA)	Jan-2024
Lots	21

Volume (inc UNA)	Jan-2024
Lots	21
Tonnes	210

Volume	Year To Date
Lots	21
Tonnes	210



Prompt Month	End of Month - Daily Settlement	Volume (inc UNA)	End of Month - MOI
Jan-24	\$ 378.36	-	-
Feb-24	\$ 379.00	-	-
Mar-24	\$ 381.00	-	4
Apr-24	\$ 381.00	-	6
May-24	\$ 382.50	21	3
Jun-24	\$ 381.50	-	-
Jul-24	\$ 381.50	-	-
Aug-24	\$ 381.50	-	-
Sep-24	\$ 381.50	-	-
Oct-24	\$ 378.00	-	-
Nov-24	\$ 378.00	-	-
Dec-24	\$ 378.00	-	-
Jan-25	\$ 378.00	-	-
Feb-25	\$ 376.00	-	-
Mar-25	\$ 376.00	-	-



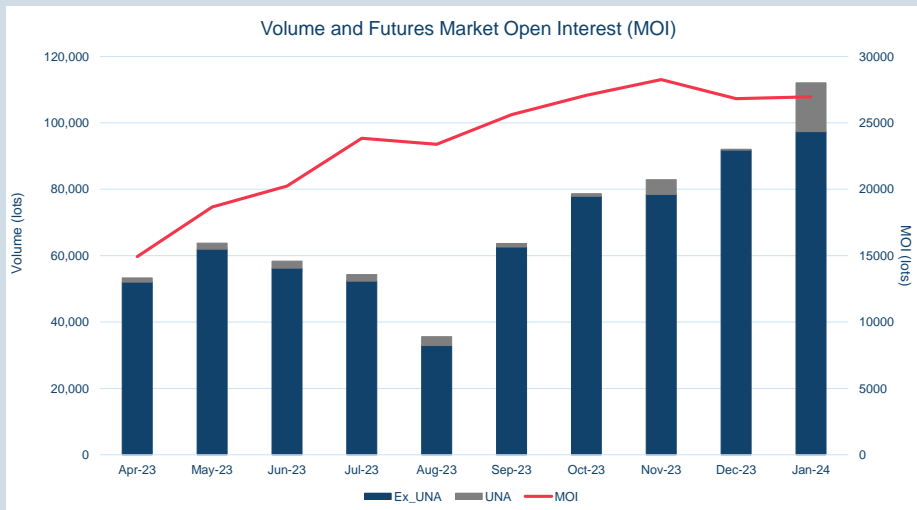


Front Month	
Average	\$418.01
Minimum	\$411.00
Maximum	\$421.50

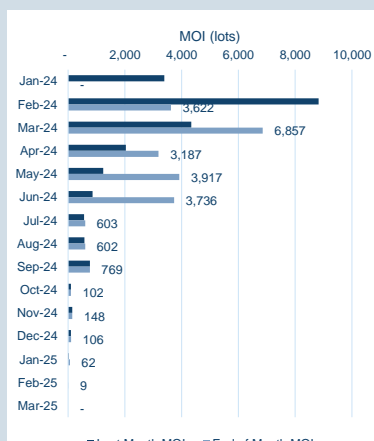
Volume (ex UNA) Jan-2024	
Lots	97,386

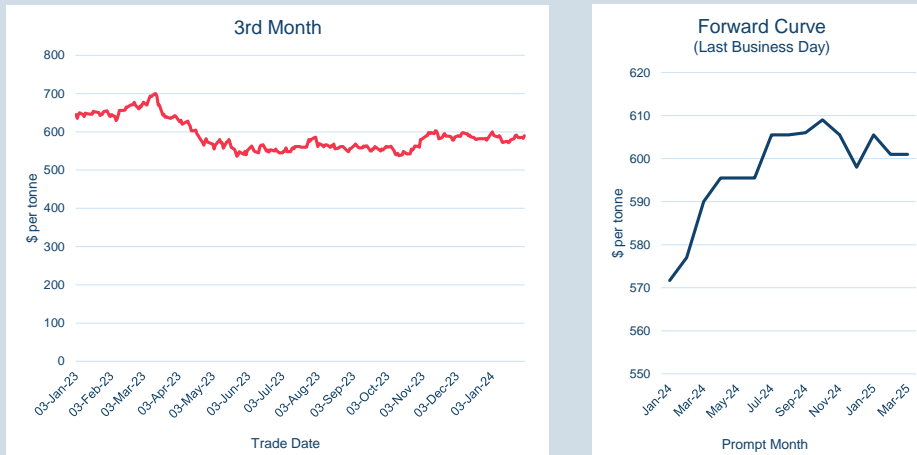
Volume (inc UNA) Jan-2024	
Lots	112,040
Tonnes	1,120,400

Volume Year To Date	
Lots	112,040
Tonnes	1,120,400



Prompt Month	End of Month - Daily Settlement	Volume (inc UNA)	End of Month - MOI
Jan-24	\$ 421.19	1,243	-
Feb-24	\$ 420.00	36,675	3,622
Mar-24	\$ 418.50	49,290	6,857
Apr-24	\$ 418.50	6,501	3,187
May-24	\$ 419.00	9,539	3,917
Jun-24	\$ 419.00	6,683	3,736
Jul-24	\$ 418.00	563	603
Aug-24	\$ 418.50	569	602
Sep-24	\$ 417.50	554	769
Oct-24	\$ 417.00	29	102
Nov-24	\$ 417.00	36	148
Dec-24	\$ 417.50	154	106
Jan-25	\$ 420.00	149	62
Feb-25	\$ 420.00	55	9
Mar-25	\$ 420.00	-	-



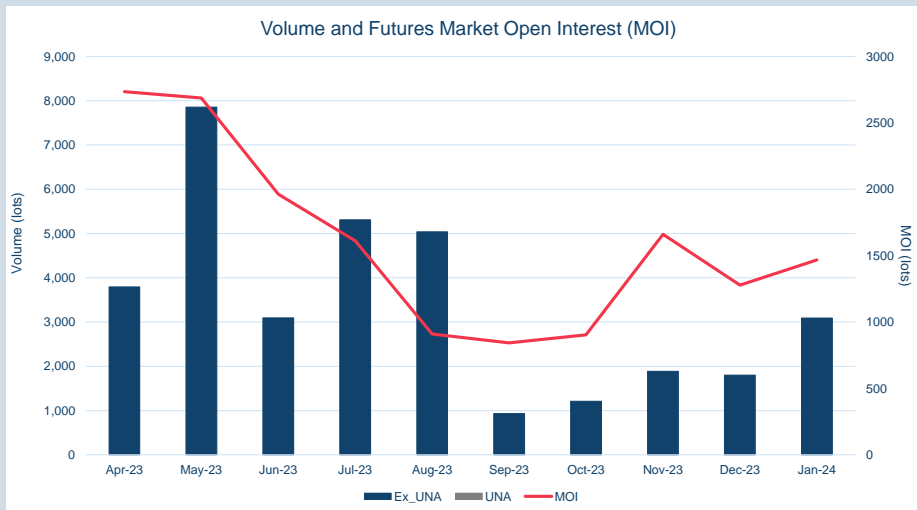


Front Month	
Average	\$573.69
Minimum	\$568.00
Maximum	\$586.00

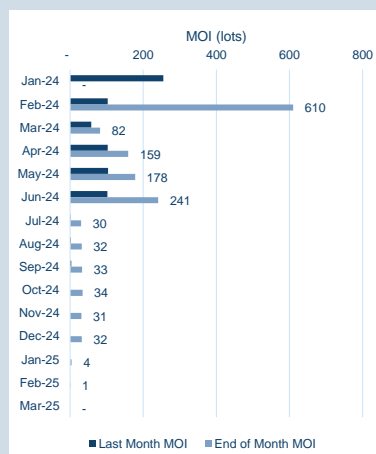
Volume (ex UNA) Jan-2024	
Lots	3,089

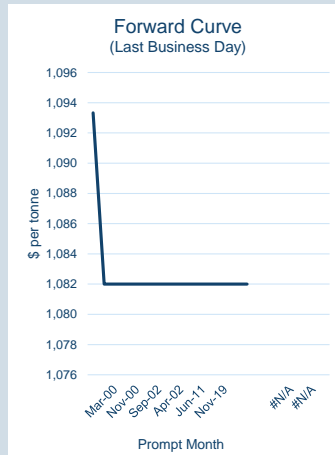
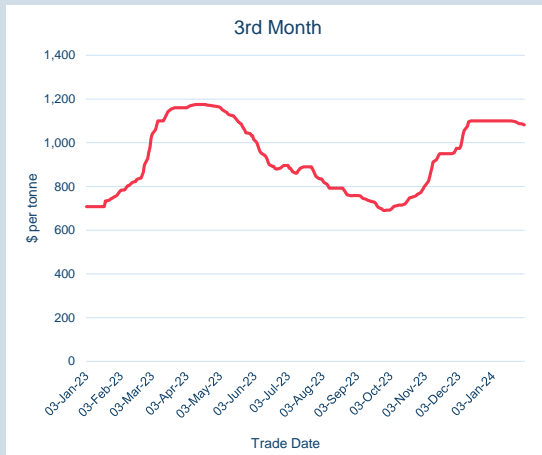
Volume (inc UNA) Jan-2024	
Lots	3,089
Tonnes	30,890

Volume Year To Date	
Lots	3,089
Tonnes	30,890



Prompt Month	End of Month - Daily Settlement	Volume (inc UNA)	End of Month - MOI
Jan-24	\$ 571.68	50	-
Feb-24	\$ 577.00	1,713	610
Mar-24	\$ 590.00	67	82
Apr-24	\$ 595.50	184	159
May-24	\$ 595.50	219	178
Jun-24	\$ 595.50	304	241
Jul-24	\$ 605.50	90	30
Aug-24	\$ 605.50	85	32
Sep-24	\$ 606.00	85	33
Oct-24	\$ 609.00	99	34
Nov-24	\$ 605.50	88	31
Dec-24	\$ 598.00	92	32
Jan-25	\$ 605.50	11	4
Feb-25	\$ 601.00	2	1
Mar-25	\$ 601.00	-	-



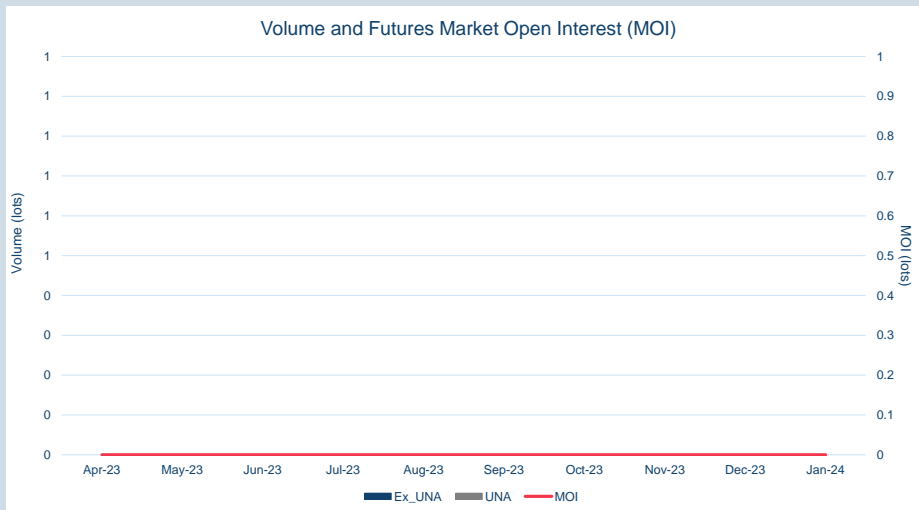


Front Month	
Average	\$1,098.01
Minimum	\$1,093.33
Maximum	\$1,100.00

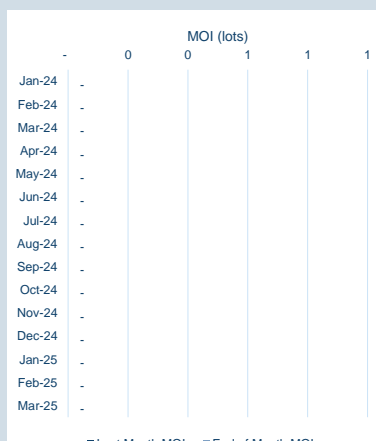
Volume (ex UNA)	Jan-2024
Lots	-

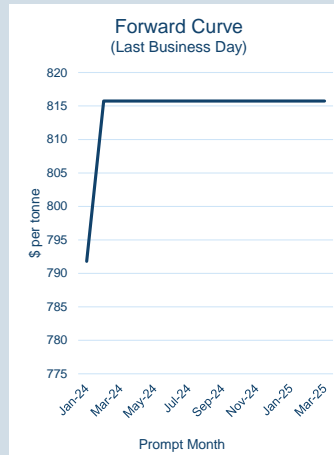
Volume (inc UNA)	Jan-2024
Lots	-
Tonnes	-

Volume	Year To Date
Lots	-
Tonnes	-



Prompt Month	End of Month - Daily Settlement	Volume (inc UNA)	End of Month - MOI
Jan-00	\$ 1,093.33	-	-
Jan-00	\$ 1,082.00	-	-
Mar-00	\$ 1,082.00	-	-
Aug-00	\$ 1,082.00	-	-
Nov-00	\$ 1,082.00	-	-
Sep-00	\$ 1,082.00	-	-
Sep-02	\$ 1,082.00	-	-
Mar-02	\$ 1,082.00	-	-
Apr-02	\$ 1,082.00	-	-
Mar-11	\$ 1,082.00	-	-
Jun-11	\$ 1,082.00	-	-
Jun-09	\$ 1,082.00	-	-
Nov-19	\$ 1,082.00	-	-
Oct-12	\$ 1,082.00	-	-
Jan-00	\$ 1,082.00	-	-



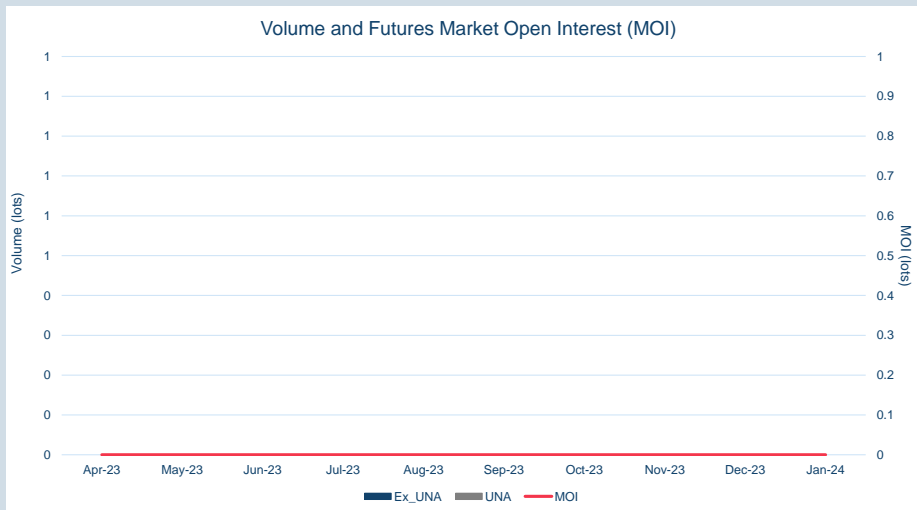


Front Month	
Average	\$778.13
Minimum	\$755.99
Maximum	\$794.21


Volume (ex UNA)	Jan-2024
Lots	-

Volume (inc UNA)	Jan-2024
Lots	-
Tonnes	-

Volume	Year To Date
Lots	-
Tonnes	-



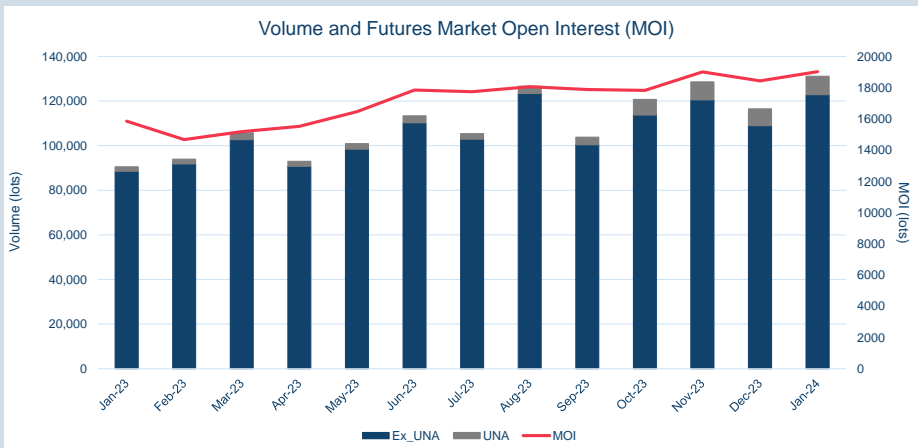
Prompt Month	End of Month - Daily Settlement	Volume (inc UNA)	End of Month - MOI
Jan-24	\$ 791.80	-	-
Feb-24	\$ 815.74	-	-
Mar-24	\$ 815.74	-	-
Apr-24	\$ 815.74	-	-
May-24	\$ 815.74	-	-
Jun-24	\$ 815.74	-	-
Jul-24	\$ 815.74	-	-
Aug-24	\$ 815.74	-	-
Sep-24	\$ 815.74	-	-
Oct-24	\$ 815.74	-	-
Nov-24	\$ 815.74	-	-
Dec-24	\$ 815.74	-	-
Jan-25	\$ 815.74	-	-
Feb-25	\$ 815.74	-	-
Mar-25	\$ 815.74	-	-





Cash	
Average	\$25,211.36
Minimum	\$24,025.00
Maximum	\$26,550.00

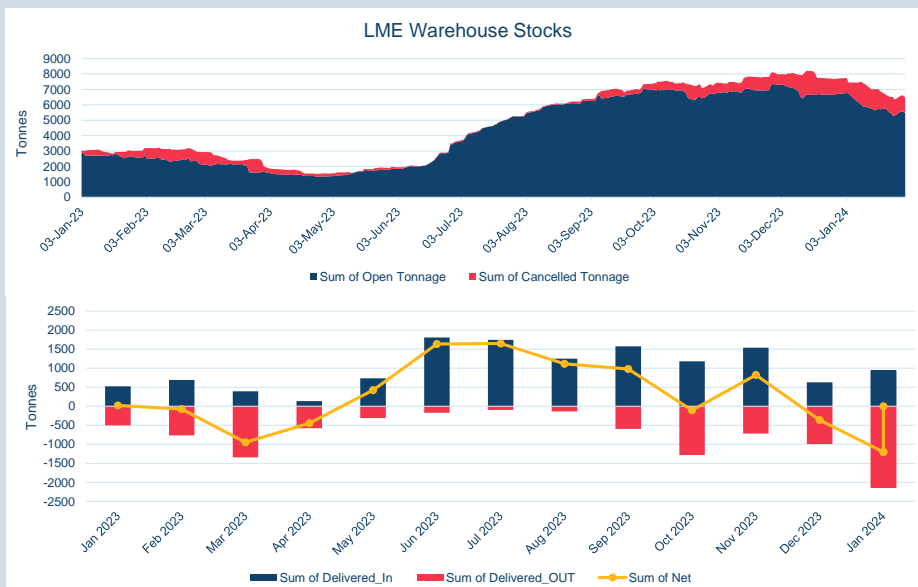
3M	
Average	\$25,443.41
Minimum	\$24,350.00
Maximum	\$26,725.00



Volume (ex UNA)	Jan-2024
Lots	122,875

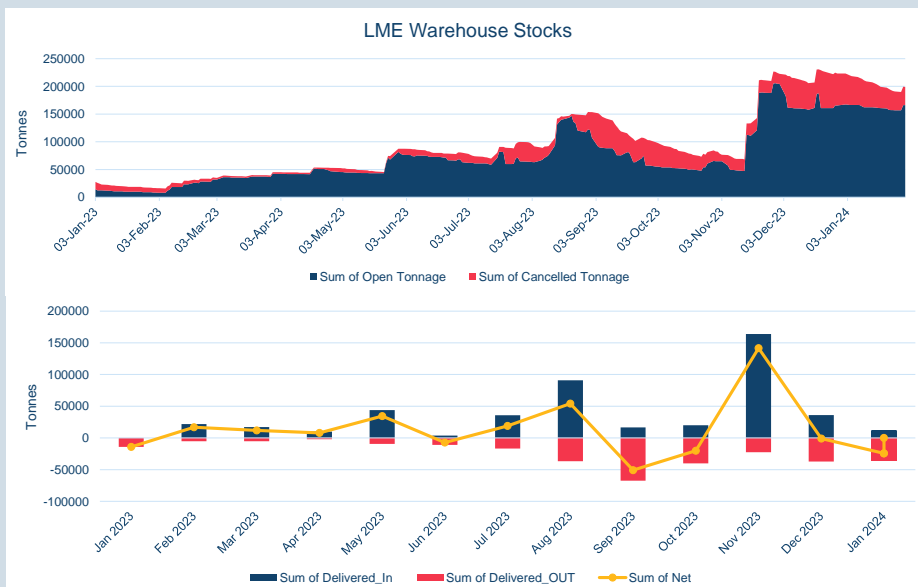
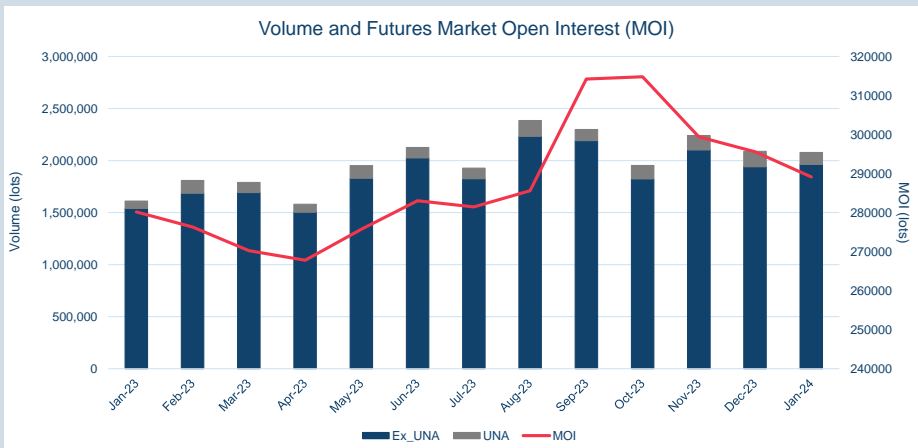
Volume (inc UNA)	Jan-2024
Lots	131,175
Tonnes	655,875

Volume	Year To Date
Lots	131,175
Tonnes	655,875



Warehouse Stock - Jan-24	
Delivered In	940
Delivered Out	-2,145
Net	-1,205

Warehouse Stock - Year To Date	
Delivered In	940
Delivered Out	-2,145
Net	-1,205



Cash	
Average	\$2,521.48
Minimum	\$2,438.50
Maximum	\$2,607.00

3M	
Average	\$2,537.77
Minimum	\$2,453.00
Maximum	\$2,627.00

Volume (ex UNA)	Jan-2024
Lots	1,962,931

Volume (inc UNA)	Jan-2024
Lots	2,078,073
Tonnes	51,951,825

Volume	Year To Date
Lots	2,078,073
Tonnes	51,951,825

Warehouse Stock - Jan-24	
Delivered In	11,850
Delivered Out	-36,200
Net	-24,350

Warehouse Stock - Year To Date	
Delivered In	11,850
Delivered Out	-36,200
Net	-24,350