

Prices - Dec-23

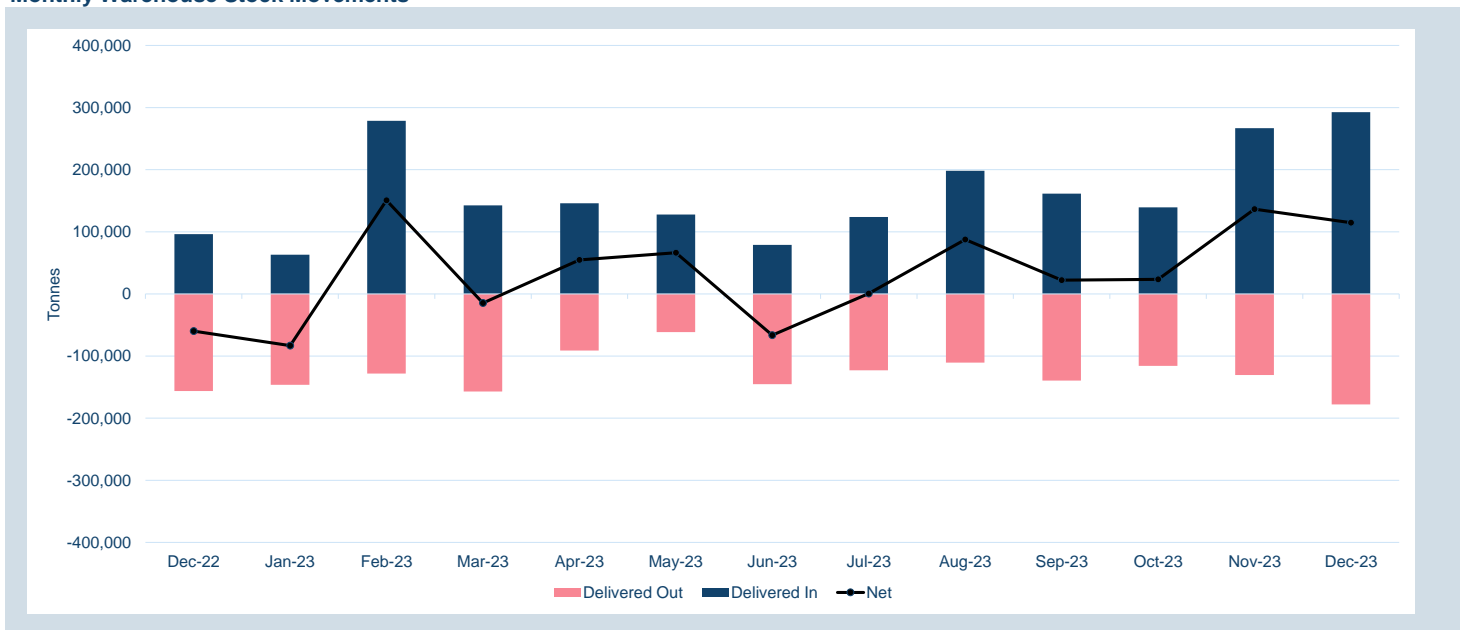
Contract	Official Cash Settlement Price				Official 3 Month Price			
	Average	Low	High	*M/M Change %	Average	Low	High	*M/M Change %
LME Aluminium	\$2,174.29	\$2,082.50	\$2,335.50	-1.3%	\$2,220.37	\$2,124.00	\$2,382.00	-0.5%
LME Aluminium Alloy	\$1,754.68	\$1,550.00	\$1,769.00	4.6%	\$1,757.47	\$1,550.00	\$1,769.00	3.7%
LME NASAAC	\$2,246.11	\$2,218.00	\$2,285.00	1.6%	\$2,247.37	\$2,222.00	\$2,285.00	1.3%
LME Copper	\$8,394.11	\$8,205.00	\$8,530.00	2.7%	\$8,484.66	\$8,302.00	\$8,630.00	2.6%
LME Lead	\$2,036.39	\$1,985.00	\$2,099.00	-6.8%	\$2,069.92	\$2,026.50	\$2,124.00	-5.6%
LME Nickel	\$16,388.68	\$16,000.00	\$16,740.00	-3.5%	\$16,657.63	\$16,300.00	\$17,000.00	-3.4%
LME Tin	\$24,606.32	\$23,250.00	\$25,360.00	1.6%	\$24,851.05	\$23,600.00	\$25,650.00	1.6%
LME Zinc	\$2,501.71	\$2,374.50	\$2,640.50	-1.7%	\$2,509.92	\$2,388.00	\$2,654.00	-1.6%
LME Cobalt	\$30,390.53	\$28,685.00	\$33,005.00	-7.9%	\$30,822.11	\$29,135.00	\$33,420.00	-7.8%

* Percentage change in average price from previous month

Warehouse stock movements (tonnes) - Dec-23

Contract	Delivered In	Delivered Out	Net	Closing
LME Aluminium	171,000	- 59,000	112,000	566,375
LME Aluminium Alloy	-	- 40	40	1,860
LME NASAAC	200	-	200	820
LME Copper	25,800	- 34,350	8,550	165,700
LME Lead	39,975	- 45,400	5,425	133,900
LME Nickel	18,804	- 960	17,844	64,158
LME Tin	630	- 995	365	7,700
LME Zinc	36,150	- 37,200	1,050	223,225
LME Cobalt	-	-	-	92
Total	292,559	- 177,945	114,614	1,163,830

Monthly Warehouse Stock Movements



© The London Metal Exchange - An HKEX Company. 10 Finsbury Square, London EC2A 1AJ

The information contained within this presentation is for illustrative and educational purposes only and should not be relied upon in making any investment decision. The past performance of any commodity, derivative or other product referred to in the presentation cannot be relied upon as a guide to its future performance. Whilst every effort has been made to ensure the information is up-to-date and correct, the LME cannot guarantee that it is completely accurate and free from human error. The information is published "as is" without any warranty of any kind, express or implied, as to accuracy of the information and the LME shall not be liable for any losses or damage that may result from use of the presentation as a consequence of any inaccuracies in, or any omissions from, the information which it may contain. The information may not be reproduced, distributed or transmitted to any other person or incorporated in any way into another publication or other material.

Volumes - Dec-23

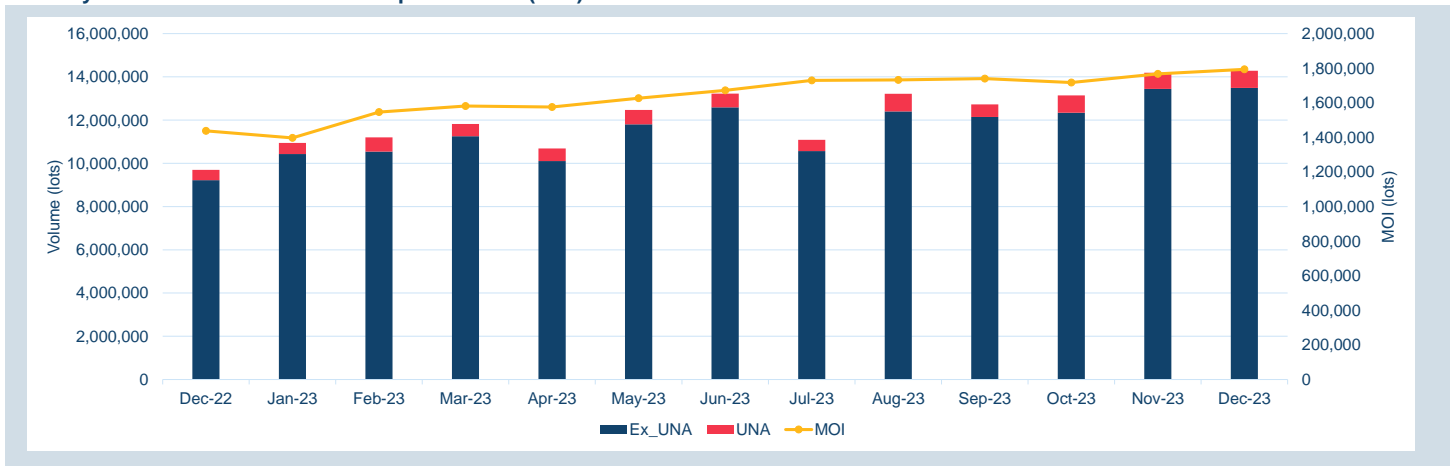
Contract	ADV (lots)	ADV Y/Y change % *	Volume Year to date (lots)	Tonnes Year to date (millions)	Futures Market Open Interest **
Non-ferrous metals (futures, traded options and TAPOs)					
LME Aluminium	333,014	65.2%	60,260,515	1,507	800,739
LME Aluminium Alloy	2	-48.8%	888	0	4
LME NASAAC	3	-	196	0	37
LME Copper	164,254	44.0%	36,021,016	901	334,957
LME Lead	74,894	70.9%	15,628,036	391	161,970
LME Nickel	57,750	56.1%	10,999,981	66	200,095
LME Tin	6,133	56.2%	1,299,367	6	17,550
LME Zinc	109,981	33.6%	23,760,794	594	244,023
LME M A Futures***	395	20.0%	83,522	2	8,707
LMEminis	-	-	-	-	-
LME Premiums					
LME Aluminium Premium Duty paid US Midwest (Platts)	-	-100.0%	837	0	394
LME Aluminium Premium Duty Paid European (Fastmarkets MB)	24	72.9%	7,248	0	626
Minor Metals (futures)					
LME Cobalt	-	-100.0%	99	0	-
Ferrous (futures)					
LME Steel HRC FOB China (Argus)	95	40.4%	42,242	0	731
LME Steel HRC N. America (Platts)	-	-	-	-	-
LME Steel Scrap CFR Turkey (Platts)	4,844	270.8%	808,561	8	22,966
LME Steel Scrap CFR India (Platts)	2	584.2%	1,080	0	23
LME Steel Rebar FOB Turkey (Platts)	91	-68.1%	61,806	1	540
LME Steel Scrap CFR Taiwan (Argus)	3	-74.9%	1,481	0	13
LME HRC NW Europe (Argus)	-	-	-	-	-
Precious (futures)					
LME Gold	-	-	-	-	-
Total	751,485	55.0%	148,977,669	3,476	1,793,375
Total (excl. UNA)	709,917				

*Percentage year-on-year change between current month and corresponding month in the previous year.

**Last trading day of month

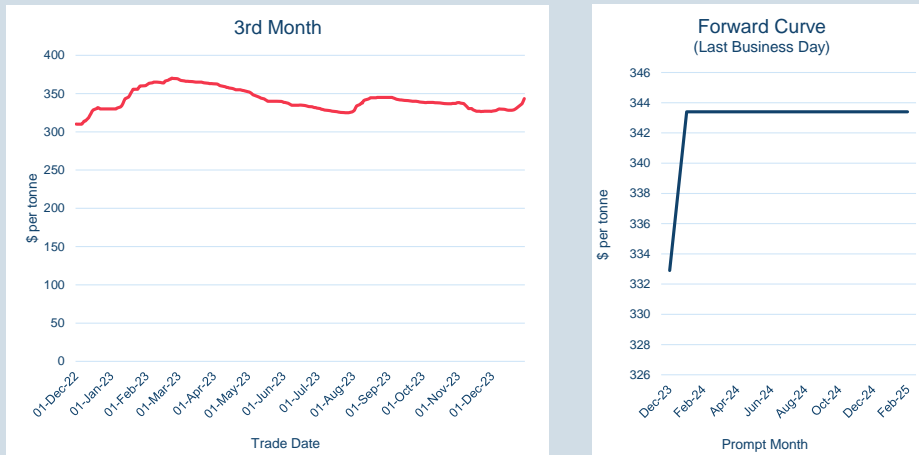
***LME Monthly Average Futures include contracts for aluminium, aluminium alloy, NASAAC, copper, nickel, lead, tin and zinc

Monthly Volumes & Futures Market Open Interest (MOI)



© The London Metal Exchange - An HKE^X Company. 10 Finsbury Square, London EC2A 1AJ

The information contained within this presentation is for illustrative and educational purposes only and should not be relied upon in making any investment decision. The past performance of any commodity, derivative or other product referred to in the presentation cannot be relied upon as a guide to its future performance. Whilst every effort has been made to ensure the information is up-to-date and correct, the LME cannot guarantee that it is completely accurate and free from human error. The information is published "as is" without any warranty of any kind, express or implied, as to accuracy of the information and the LME shall not be liable for any losses or damage that may result from use of the presentation as a consequence of any inaccuracies in, or any omissions from, the information which it may contain. The information may not be reproduced, distributed or transmitted to any other person or incorporated in any way into another publication or other material.

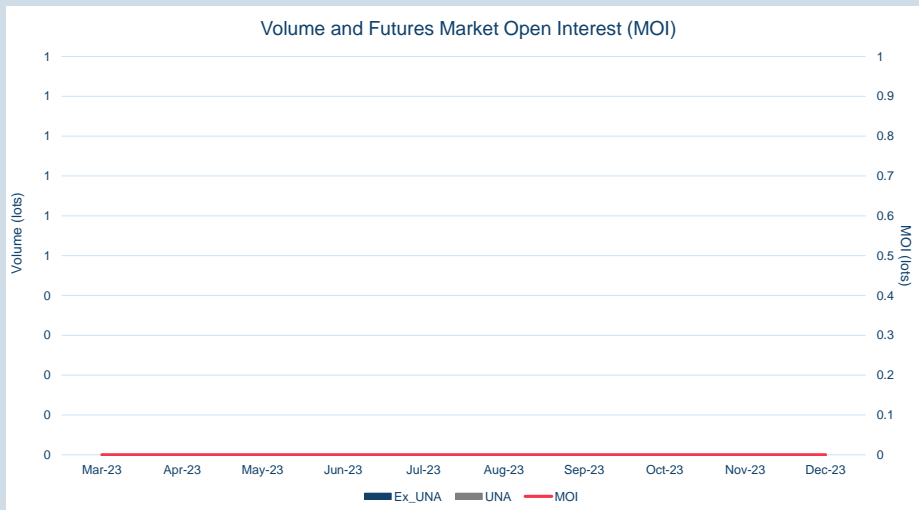


Front Month	
Average	\$329.98
Minimum	\$328.57
Maximum	\$332.90

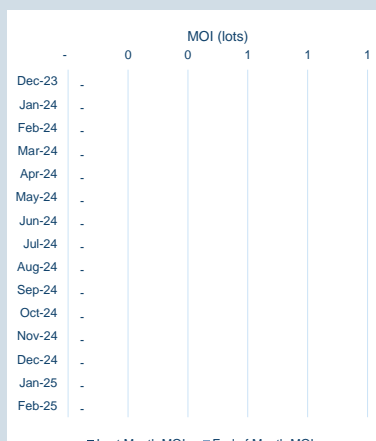
Volume (ex UNA)	Dec-2023
Lots	-

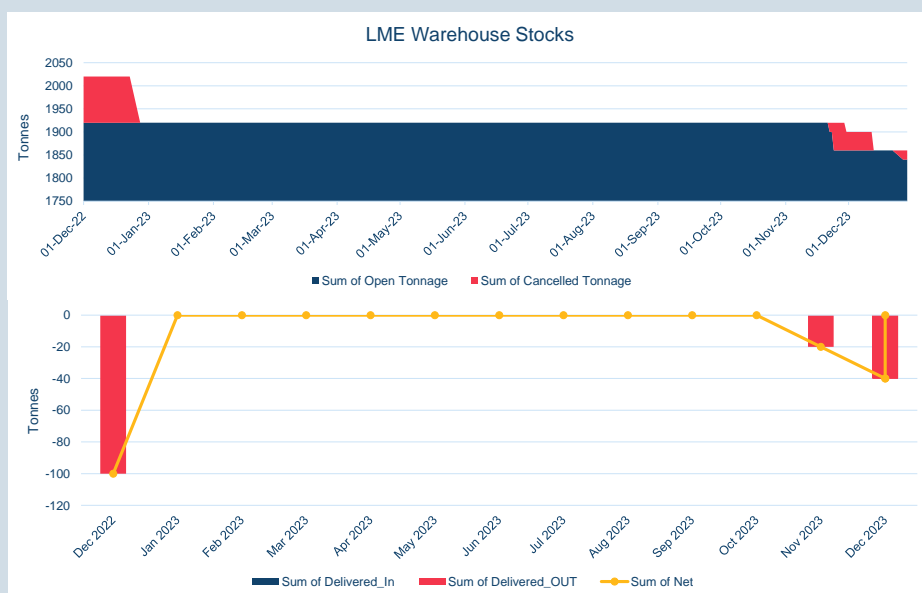
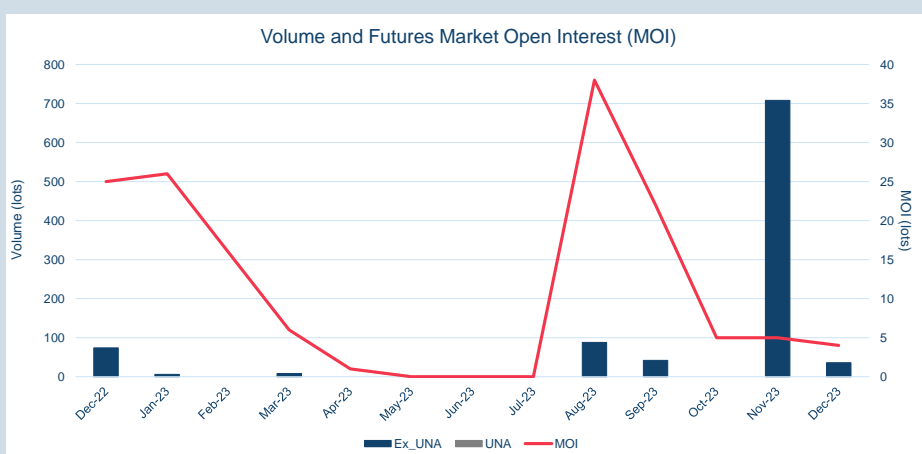
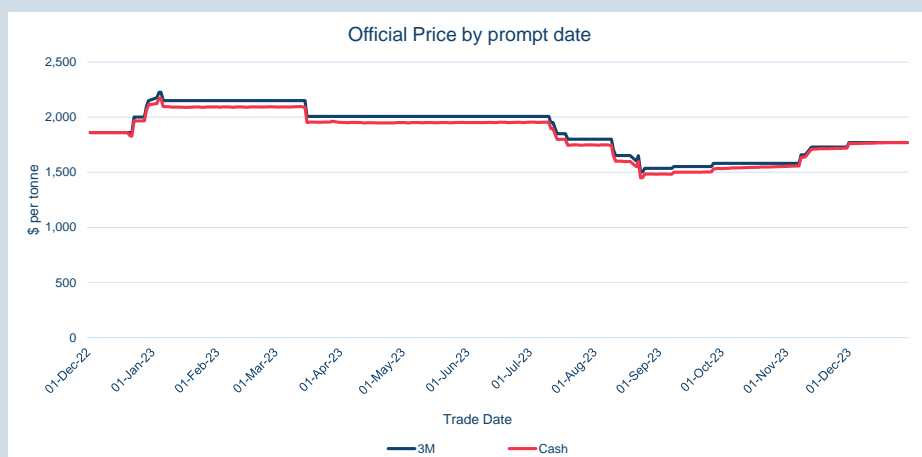
Volume (inc UNA)	Dec-2023
Lots	-
Tonnes	-

Volume	Year To Date
Lots	-
Tonnes	-



Prompt Month	End of Month - Daily Settlement	Volume (inc UNA)	End of Month - MOI
Dec-23	\$ 332.90	-	-
Jan-24	\$ 343.40	-	-
Feb-24	\$ 343.40	-	-
Mar-24	\$ 343.40	-	-
Apr-24	\$ 343.40	-	-
May-24	\$ 343.40	-	-
Jun-24	\$ 343.40	-	-
Jul-24	\$ 343.40	-	-
Aug-24	\$ 343.40	-	-
Sep-24	\$ 343.40	-	-
Oct-24	\$ 343.40	-	-
Nov-24	\$ 343.40	-	-
Dec-24	\$ 343.40	-	-
Jan-25	\$ 343.40	-	-
Feb-25	\$ 343.40	-	-





Cash	
Average	\$1,754.68
Minimum	\$1,550.00
Maximum	\$1,769.00

3M	
Average	\$1,757.47
Minimum	\$1,550.00
Maximum	\$1,769.00

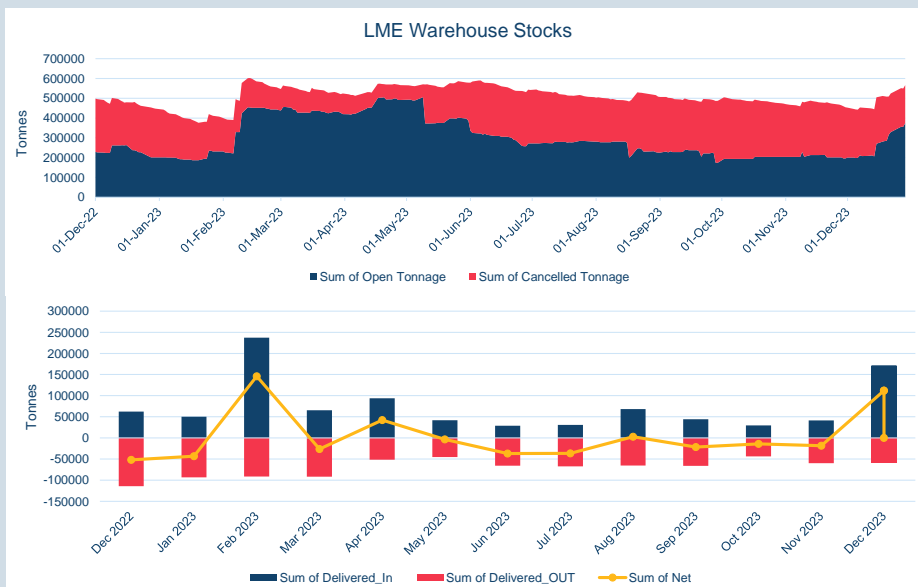
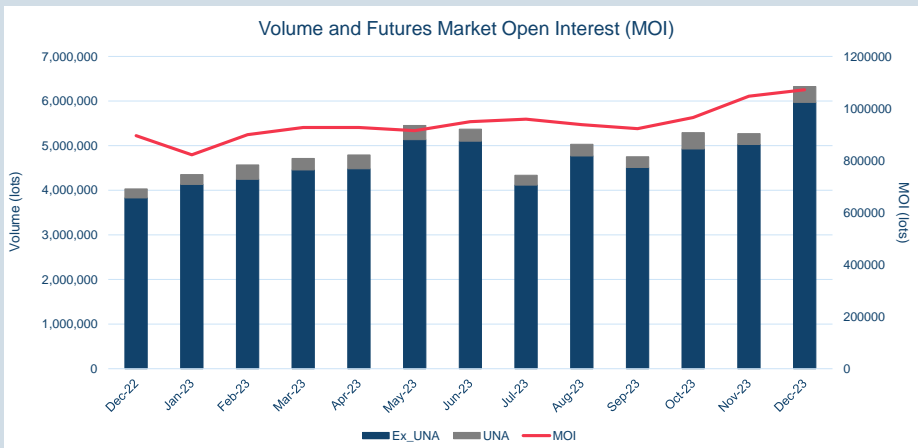
Volume (ex UNA)	Dec-2023
Lots	36

Volume (inc UNA)	Dec-2023
Lots	36
Tonnes	720

Volume	Year To Date
Lots	888
Tonnes	17,760

Warehouse Stock - Dec-23	
Delivered In	-
Delivered Out	- 40
Net	- 40

Warehouse Stock - Year to Date	
Delivered In	-
Delivered Out	- 60
Net	- 60



Cash	
Average	\$2,174.29
Minimum	\$2,082.50
Maximum	\$2,335.50

3M	
Average	\$2,220.37
Minimum	\$2,124.00
Maximum	\$2,382.00

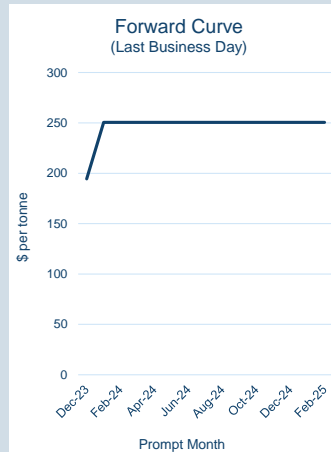
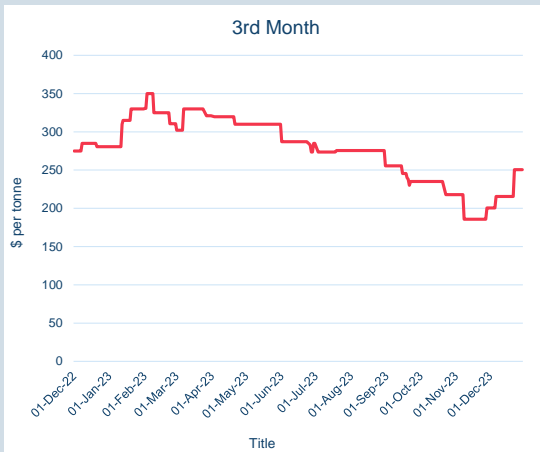
Volume (ex UNA)	Dec-2023
Lots	5,970,841

Volume (inc UNA)	Dec-2023
Lots	6,327,272
Tonnes	158,181,800

Volume	Year To Date
Lots	60,260,515
Tonnes	1,506,512,875

Warehouse Stock - Dec-23	
Delivered In	171,000
Delivered Out	- 59,000
Net	112,000

Warehouse Stock - Year To Date	
Delivered In	902,925
Delivered Out	- 799,925
Net	103,000

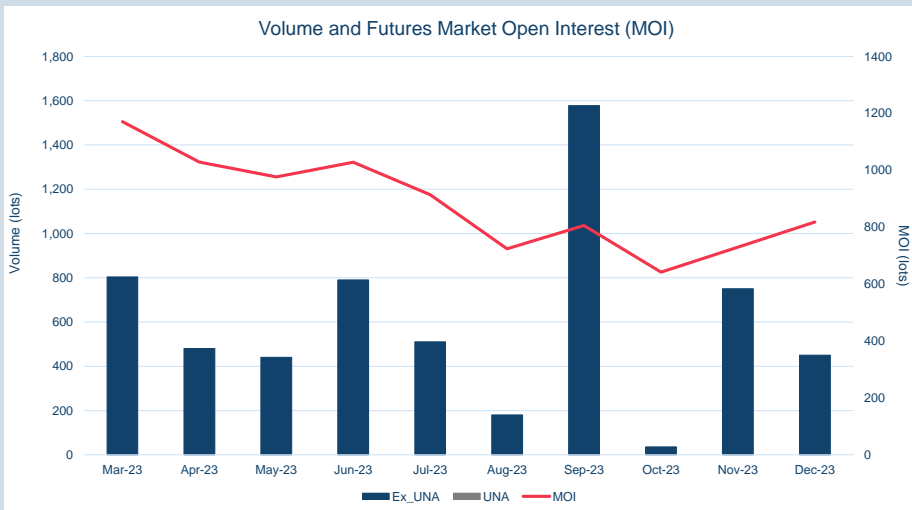


Front Month	
Average	\$190.32
Minimum	\$187.50
Maximum	\$195.25

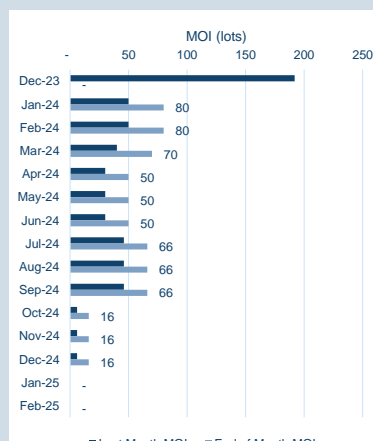
Volume (ex UNA)	Dec-2023
Lots	450

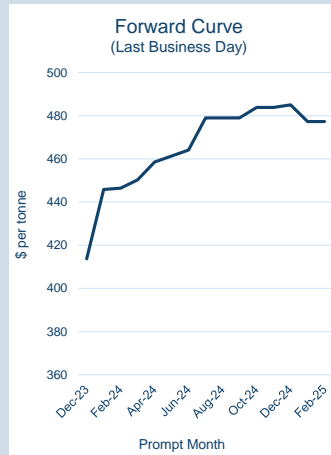
Volume (inc UNA)	Dec-2023
Lots	450
Tonnes	11,250

Volume	Year To Date
Lots	6,018
Tonnes	150,450



Prompt Month	End of Month - Daily Settlement	Volume (inc UNA)	End of Month - MOI
Dec-23	\$ 194.44	-	-
Jan-24	\$ 250.50	60	80
Feb-24	\$ 250.50	60	80
Mar-24	\$ 250.50	60	70
Apr-24	\$ 250.50	40	50
May-24	\$ 250.50	40	50
Jun-24	\$ 250.50	40	50
Jul-24	\$ 250.50	30	66
Aug-24	\$ 250.50	30	66
Sep-24	\$ 250.50	30	66
Oct-24	\$ 250.50	20	16
Nov-24	\$ 250.50	20	16
Dec-24	\$ 250.50	20	16
Jan-25	\$ 250.50	-	-
Feb-25	\$ 250.50	-	-



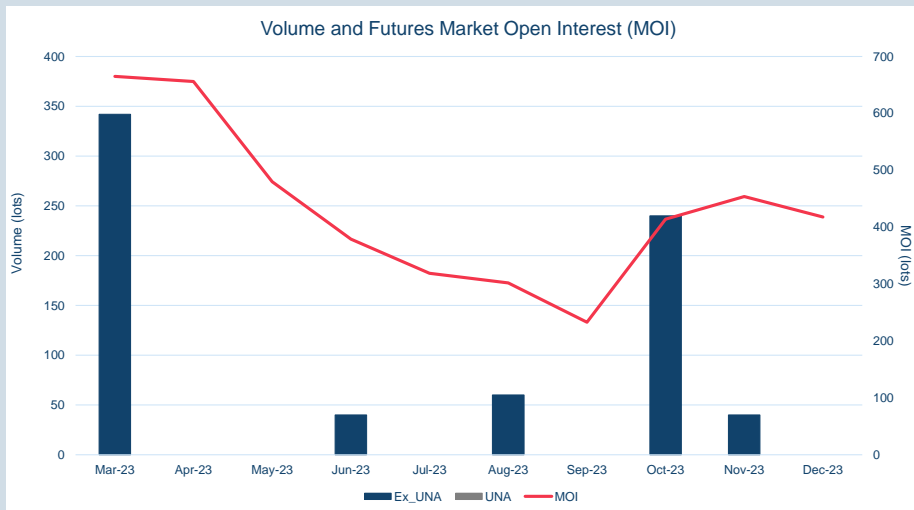


Front Month	
Average	\$413.44
Minimum	\$412.68
Maximum	\$413.79

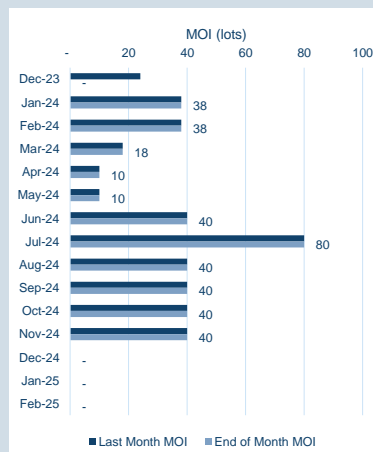
Volume (ex UNA)	Dec-2023
Lots	-

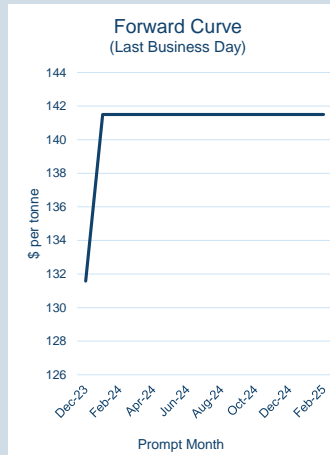
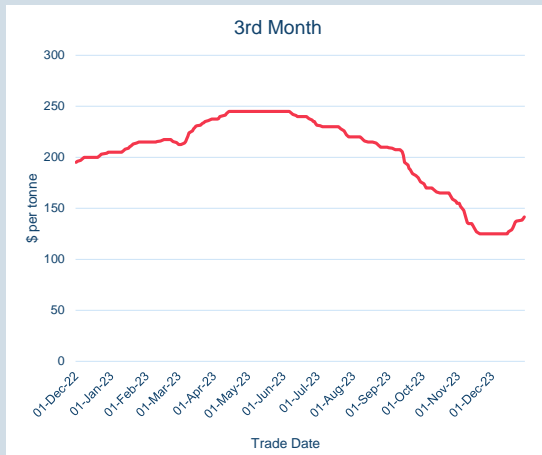
Volume (inc UNA)	Dec-2023
Lots	-
Tonnes	-

Volume	Year To Date
Lots	722
Tonnes	18,050



Prompt Month	End of Month - Daily Settlement	Volume (inc UNA)	End of Month - MOI
Dec-23	\$ 413.71	-	-
Jan-24	\$ 445.83	-	38
Feb-24	\$ 446.44	-	38
Mar-24	\$ 450.29	-	18
Apr-24	\$ 458.56	-	10
May-24	\$ 461.32	-	10
Jun-24	\$ 464.07	-	40
Jul-24	\$ 478.95	-	80
Aug-24	\$ 478.95	-	40
Sep-24	\$ 478.95	-	40
Oct-24	\$ 483.84	-	40
Nov-24	\$ 483.84	-	40
Dec-24	\$ 485.02	-	-
Jan-25	\$ 477.30	-	-
Feb-25	\$ 477.30	-	-



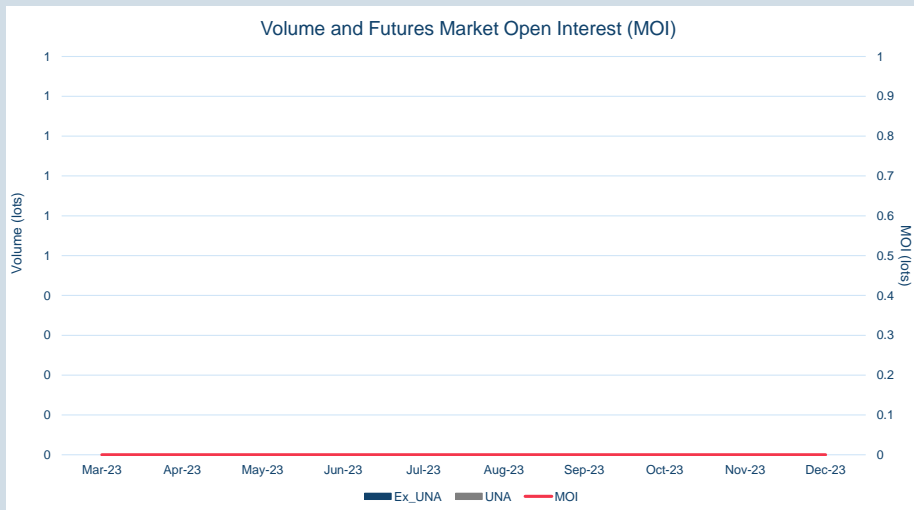


Front Month	
Average	\$127.99
Minimum	\$125.00
Maximum	\$132.26

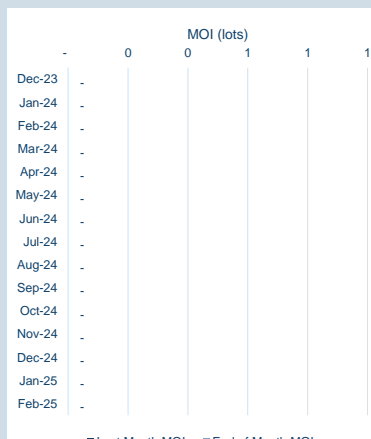
Volume (ex UNA)	Dec-2023
Lots	-

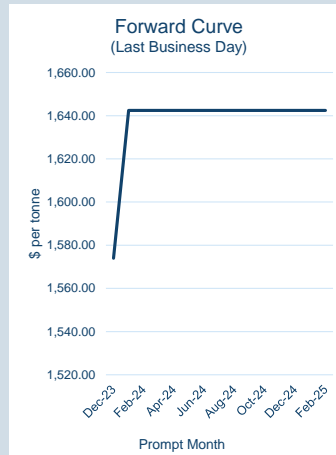
Volume (inc UNA)	Dec-2023
Lots	-
Tonnes	-

Volume	Year To Date
Lots	-
Tonnes	-



Prompt Month	End of Month - Daily Settlement	Volume (inc UNA)	End of Month - MOI
Dec-23	\$ 131.58	-	-
Jan-24	\$ 141.50	-	-
Feb-24	\$ 141.50	-	-
Mar-24	\$ 141.50	-	-
Apr-24	\$ 141.50	-	-
May-24	\$ 141.50	-	-
Jun-24	\$ 141.50	-	-
Jul-24	\$ 141.50	-	-
Aug-24	\$ 141.50	-	-
Sep-24	\$ 141.50	-	-
Oct-24	\$ 141.50	-	-
Nov-24	\$ 141.50	-	-
Dec-24	\$ 141.50	-	-
Jan-25	\$ 141.50	-	-
Feb-25	\$ 141.50	-	-



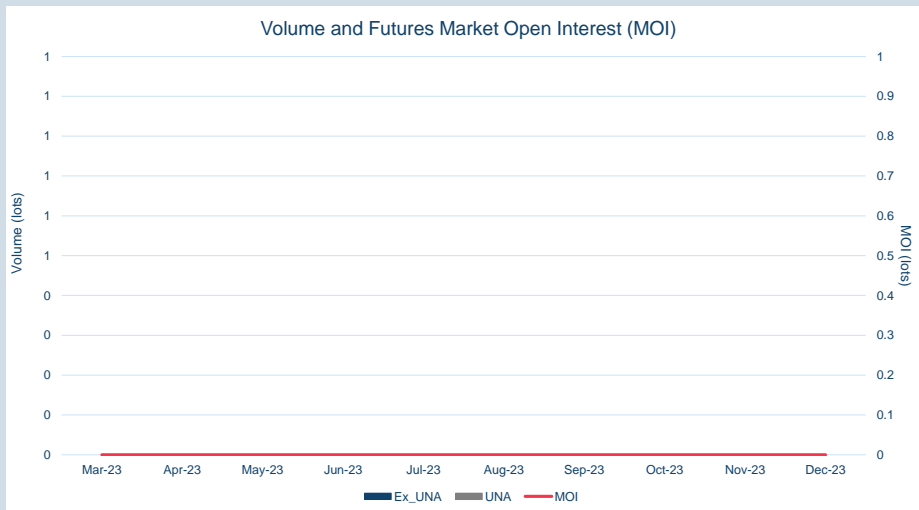


Front Month	
Average	\$1,539.68
Minimum	\$1,513.32
Maximum	\$1,573.98

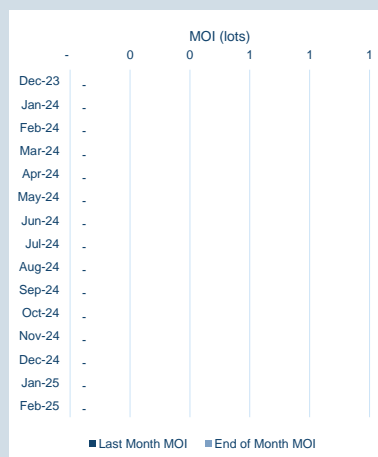
Volume (ex UNA)	Dec-2023
Lots	-

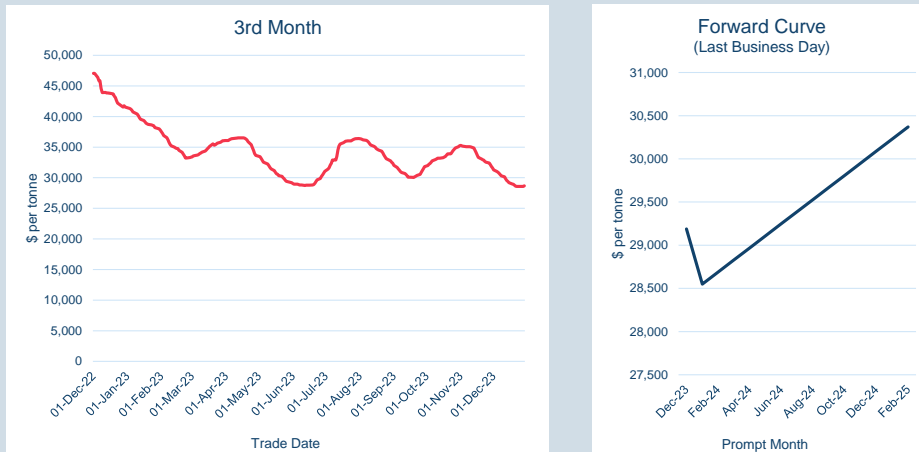
Volume (inc UNA)	Dec-2023
Lots	-
Tonnes	-

Volume	Year To Date
Lots	-
Tonnes	-



Prompt Month	End of Month - Daily Settlement	Volume (inc UNA)	End of Month - MOI
Dec-23	\$ 1,573.98	-	-
Jan-24	\$ 1,642.44	-	-
Feb-24	\$ 1,642.44	-	-
Mar-24	\$ 1,642.44	-	-
Apr-24	\$ 1,642.44	-	-
May-24	\$ 1,642.44	-	-
Jun-24	\$ 1,642.44	-	-
Jul-24	\$ 1,642.44	-	-
Aug-24	\$ 1,642.44	-	-
Sep-24	\$ 1,642.44	-	-
Oct-24	\$ 1,642.44	-	-
Nov-24	\$ 1,642.44	-	-
Dec-24	\$ 1,642.44	-	-
Jan-25	\$ 1,642.44	-	-
Feb-25	\$ 1,642.44	-	-



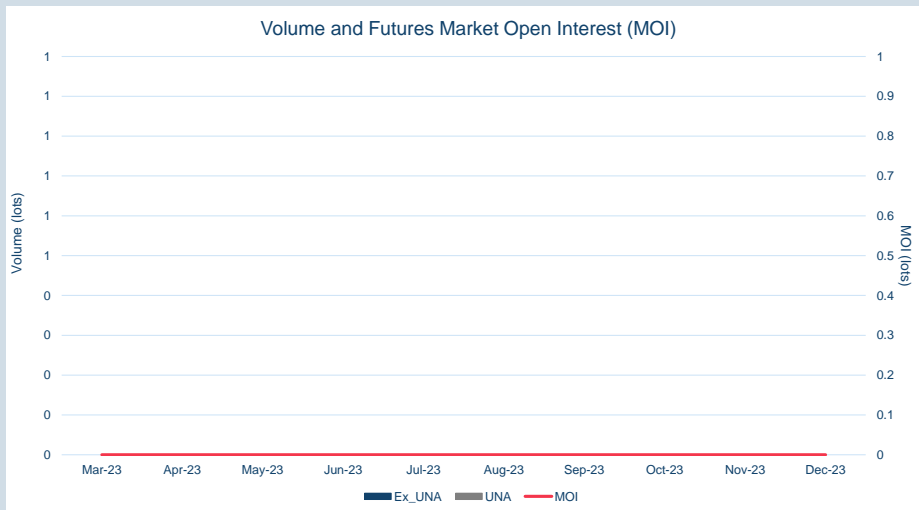


Front Month	
Average	\$29,593.55
Minimum	\$29,001.29
Maximum	\$30,644.25

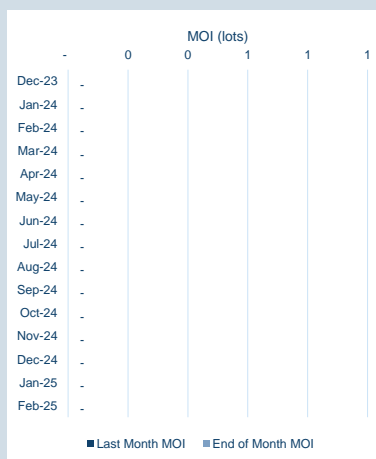
Volume (ex UNA)	Dec-2023
Lots	-

Volume (inc UNA)	Dec-2023
Lots	-
Tonnes	-

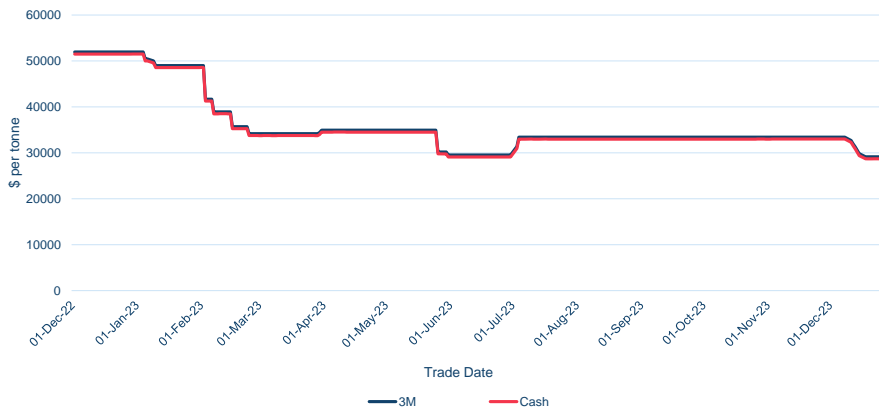
Volume	Year To Date
Lots	-
Tonnes	-



Prompt Month	End of Month - Daily Settlement	Volume (inc UNA)	End of Month - MOI
Dec-23	\$ 29,189.20	-	-
Jan-24	\$ 28,549.86	-	-
Feb-24	\$ 28,689.86	-	-
Mar-24	\$ 28,829.86	-	-
Apr-24	\$ 28,969.86	-	-
May-24	\$ 29,109.86	-	-
Jun-24	\$ 29,249.86	-	-
Jul-24	\$ 29,389.86	-	-
Aug-24	\$ 29,529.86	-	-
Sep-24	\$ 29,669.86	-	-
Oct-24	\$ 29,809.86	-	-
Nov-24	\$ 29,949.86	-	-
Dec-24	\$ 30,089.86	-	-
Jan-25	\$ 30,229.86	-	-
Feb-25	\$ 30,369.86	-	-



Official Price by prompt date



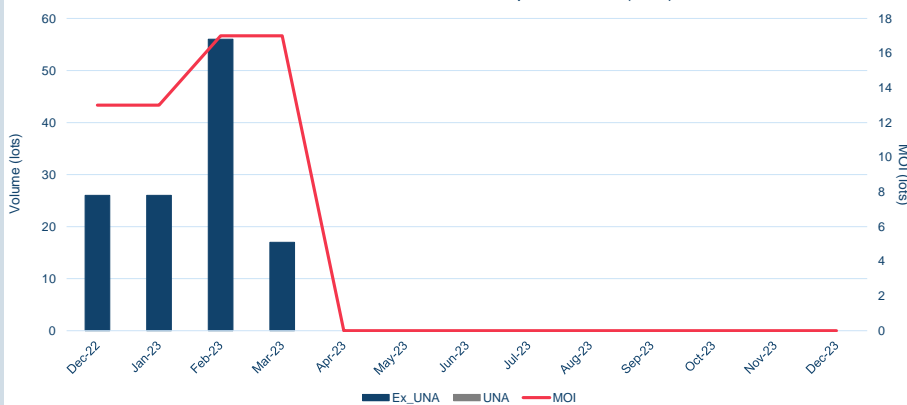
Cash

Average	\$30,390.53
Minimum	\$28,685.00
Maximum	\$33,005.00

3M

Average	\$30,822.11
Minimum	\$29,135.00
Maximum	\$33,420.00

Volume and Futures Market Open Interest (MOI)



Volume (ex UNA) Dec-2023

Lots	-
------	---

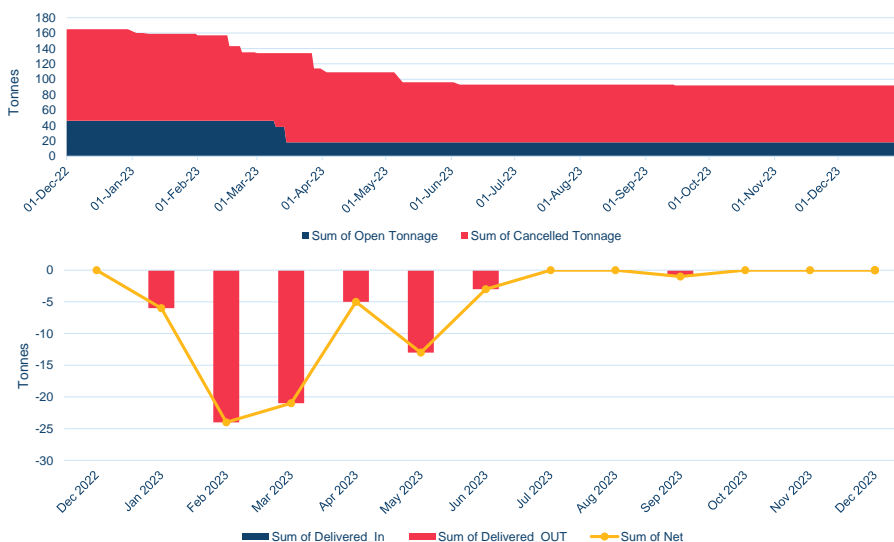
Volume (inc UNA) Dec-2023

Lots	-
Tonnes	-

Volume Year To Date

Lots	99
Tonnes	99

LME Warehouse Stocks



Warehouse Stock - Dec-23

Delivered In	0
Delivered Out	0
Net	0

Warehouse Stock - Year To Date

Delivered In	0
Delivered Out	-73
Net	-73

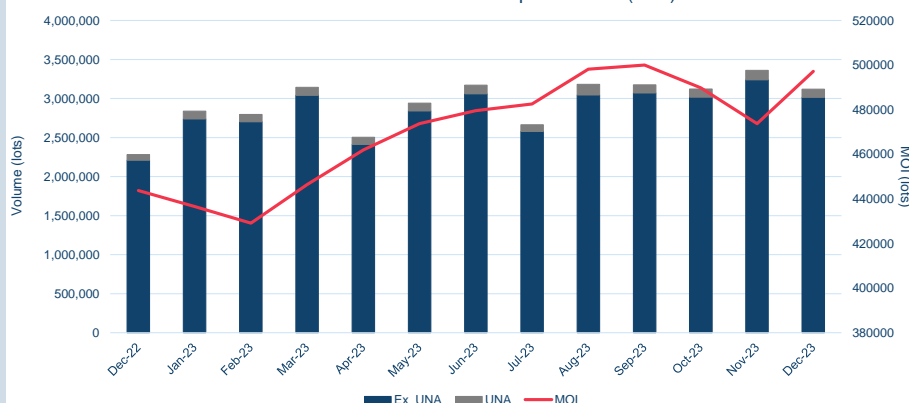
Official Price by prompt date



Cash	
Average	\$8,394.11
Minimum	\$8,205.00
Maximum	\$8,530.00

3M	
Average	\$8,484.66
Minimum	\$8,302.00
Maximum	\$8,630.00

Volume and Futures Market Open Interest (MOI)

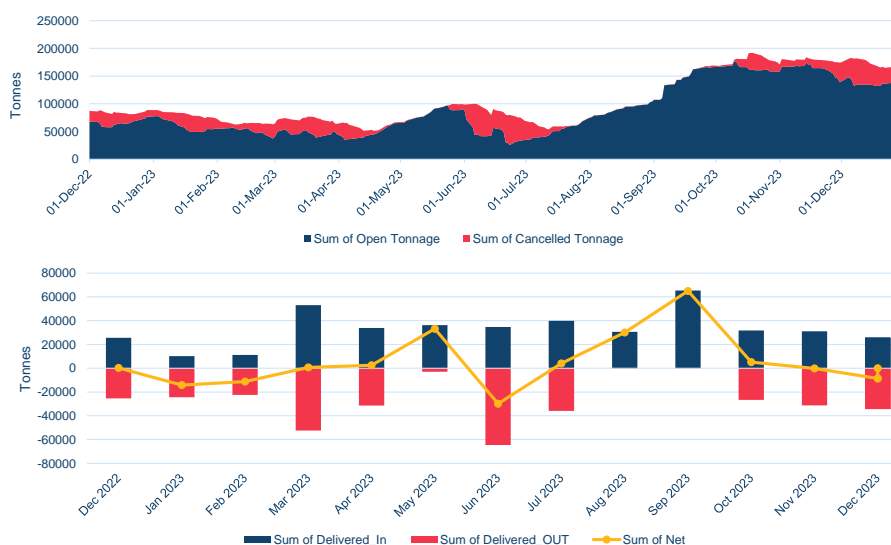


Volume (ex UNA)	Dec-2023
Lots	3,014,624

Volume (inc UNA)	Dec-2023
Lots	3,120,822
Tonnes	78,020,550

Volume	Year To Date
Lots	36,021,016
Tonnes	900,525,400

LME Warehouse Stocks

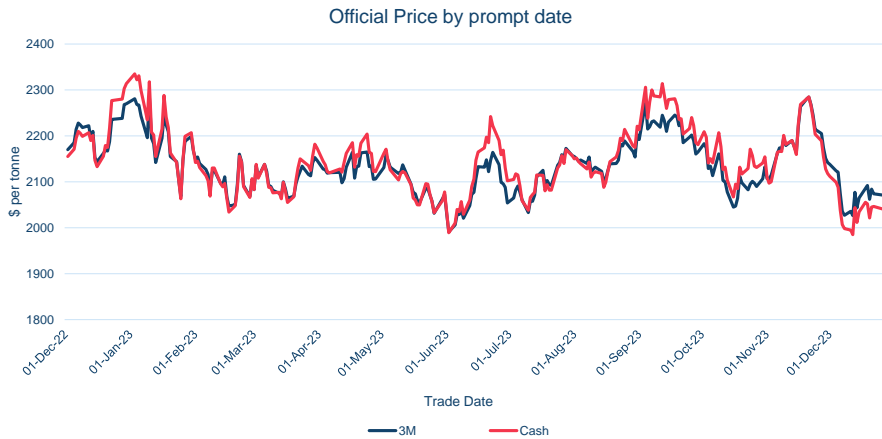


Warehouse Stock - Dec-23	
Delivered In	25,800
Delivered Out	-34,350
Net	-8,550

Warehouse Stock - Year To Date	
Delivered In	403,750
Delivered Out	-327,100
Net	76,650

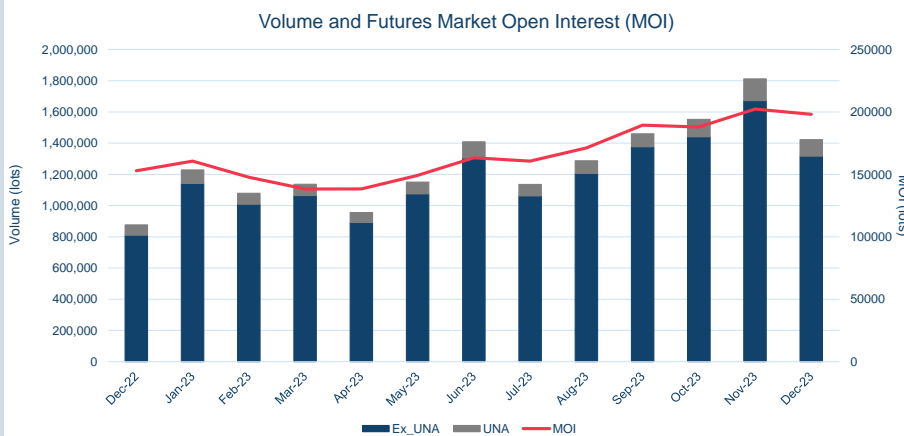
© The London Metal Exchange - An HKEX Company. 10 Finsbury Square, London EC2A 1AJ

The information contained within this presentation is for illustrative and educational purposes only and should not be relied upon in making any investment decision. The past performance of any commodity, derivative or other product referred to in the presentation cannot be relied upon as a guide to its future performance. Whilst every effort has been made to ensure the information is up-to-date and correct, the LME cannot guarantee that it is completely accurate and free from human error. The information is published "as is" without any warranty of any kind, express or implied, as to accuracy of the information and the LME shall not be liable for any losses or damage that may result from use of the presentation as a consequence of any inaccuracies in, or any omissions from, the information which it may contain. The information may not be reproduced, distributed or transmitted to any other person or incorporated in any way into another publication or other material.



Cash	
Average	\$2,036.39
Minimum	\$1,985.00
Maximum	\$2,099.00

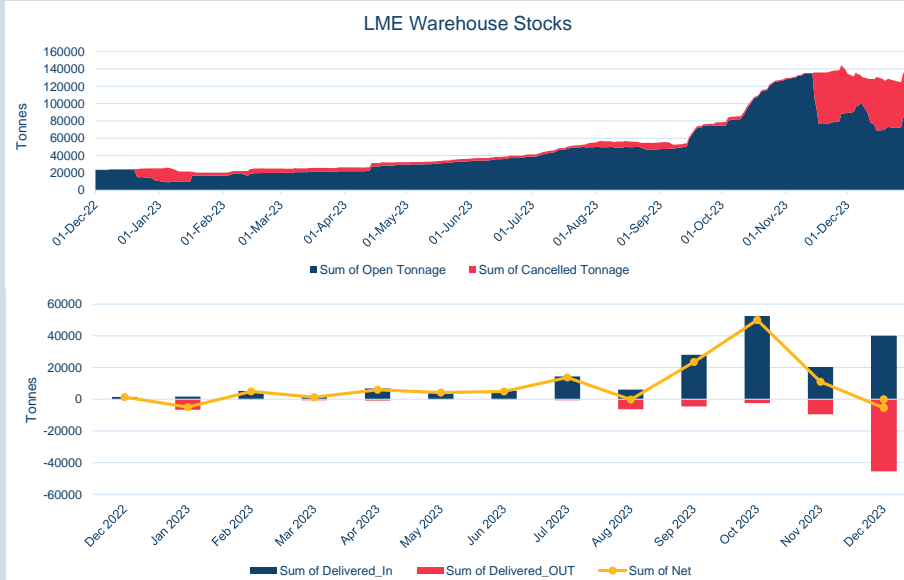
3M	
Average	\$2,069.92
Minimum	\$2,026.50
Maximum	\$2,124.00



Volume (ex UNA)	Dec-2023
Lots	1,317,187

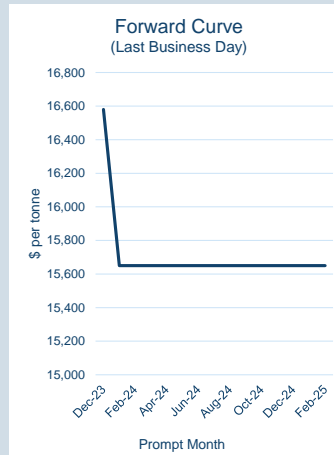
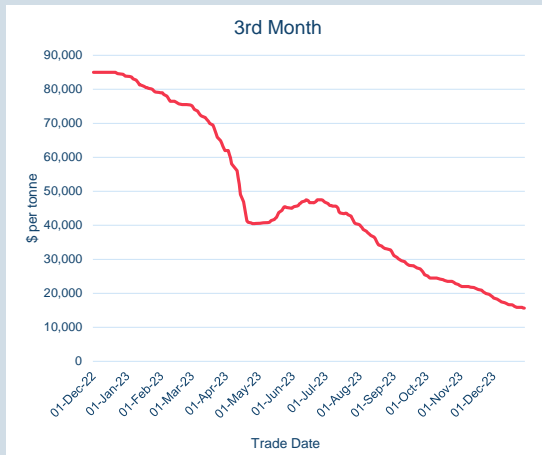
Volume (inc UNA)	Dec-2023
Lots	1,422,988
Tonnes	35,574,700

Volume	Year To Date
Lots	15,628,036
Tonnes	390,700,900



Warehouse Stock - Dec-23	
Delivered In	39,975
Delivered Out	-45,400
Net	-5,425

Warehouse Stock - Year to Date	
Delivered In	186,400
Delivered Out	-77,650
Net	108,750

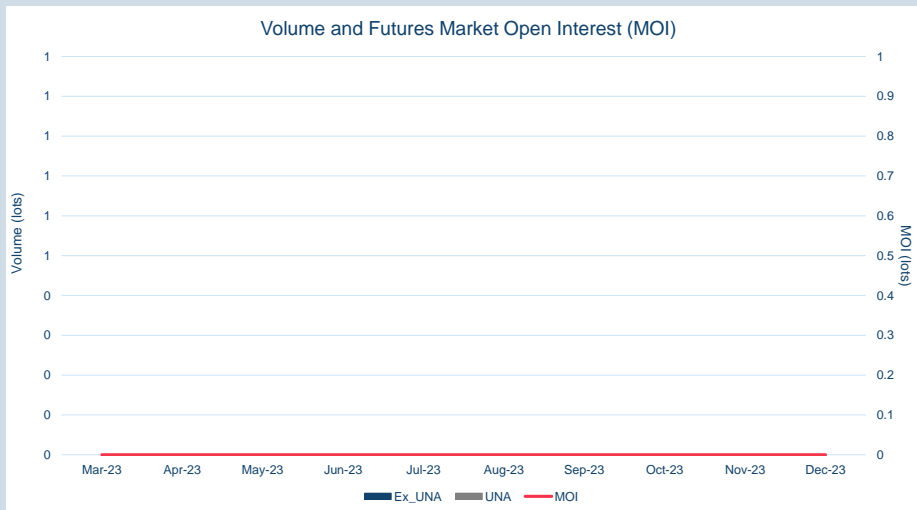


Front Month	
Average	\$17,026.71
Minimum	\$16,528.57
Maximum	\$18,050.00

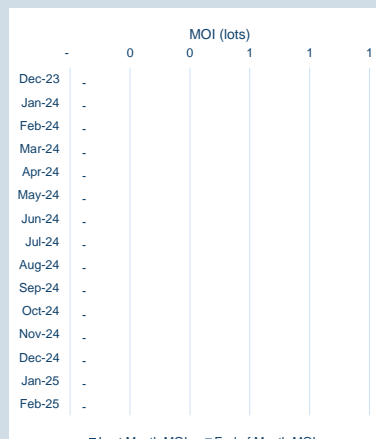
Volume (ex UNA)	Dec-2023
Lots	-

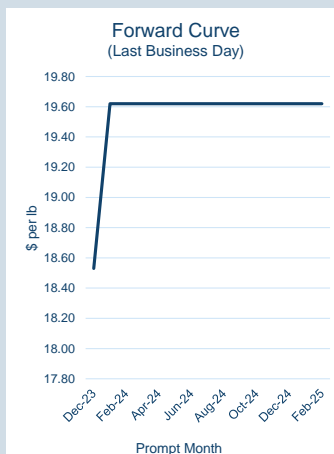
Volume (inc UNA)	Dec-2023
Lots	-
Tonnes	-

Volume	Year To Date
Lots	-
Tonnes	-



Prompt Month	End of Month - Daily Settlement	Volume (inc UNA)	End of Month - MOI
Dec-23	\$ 16,580.00	-	-
Jan-24	\$ 15,650.00	-	-
Feb-24	\$ 15,650.00	-	-
Mar-24	\$ 15,650.00	-	-
Apr-24	\$ 15,650.00	-	-
May-24	\$ 15,650.00	-	-
Jun-24	\$ 15,650.00	-	-
Jul-24	\$ 15,650.00	-	-
Aug-24	\$ 15,650.00	-	-
Sep-24	\$ 15,650.00	-	-
Oct-24	\$ 15,650.00	-	-
Nov-24	\$ 15,650.00	-	-
Dec-24	\$ 15,650.00	-	-
Jan-25	\$ 15,650.00	-	-
Feb-25	\$ 15,650.00	-	-



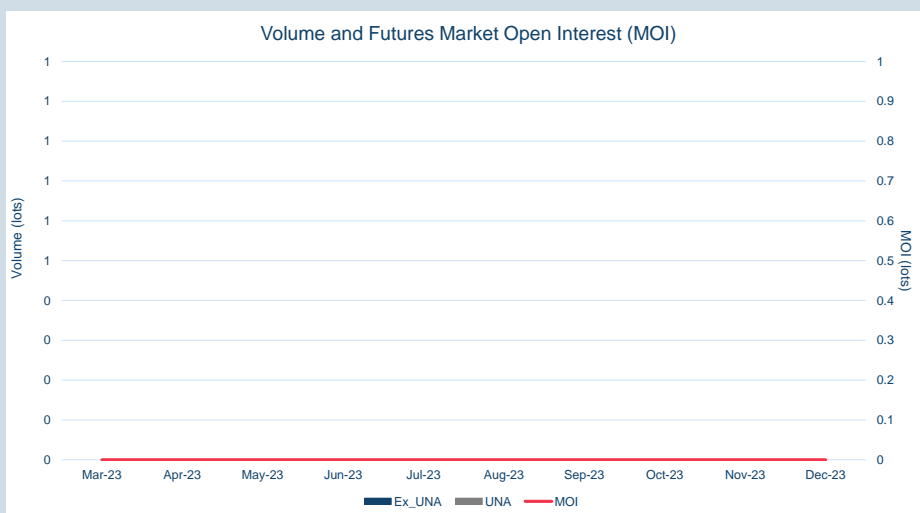


Front Month	
Average	\$18.05
Minimum	\$17.19
Maximum	\$18.78

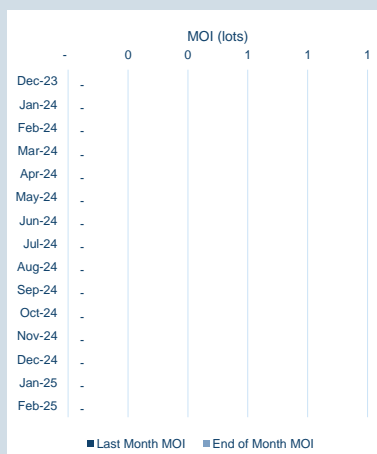
Volume (ex UNA)	Dec-2023
Lots	-

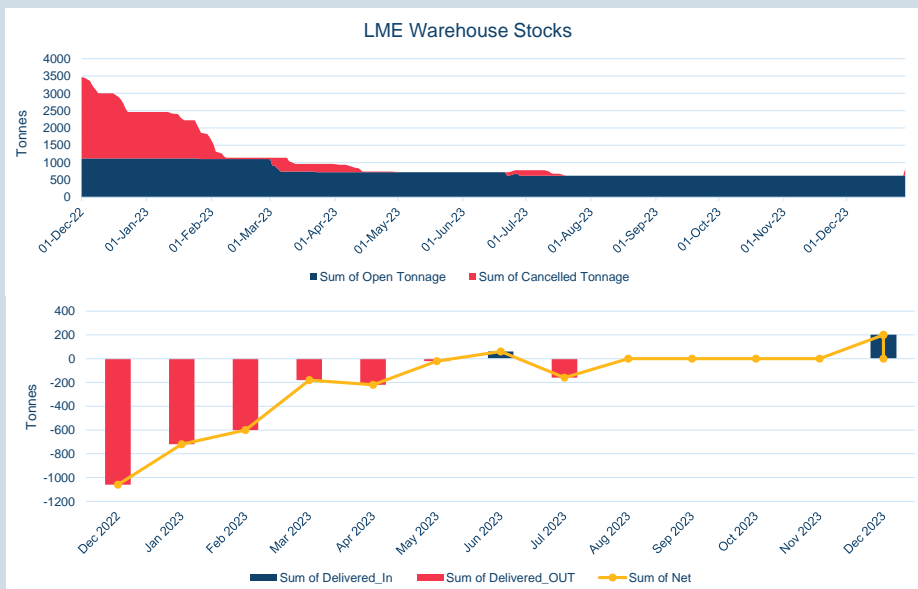
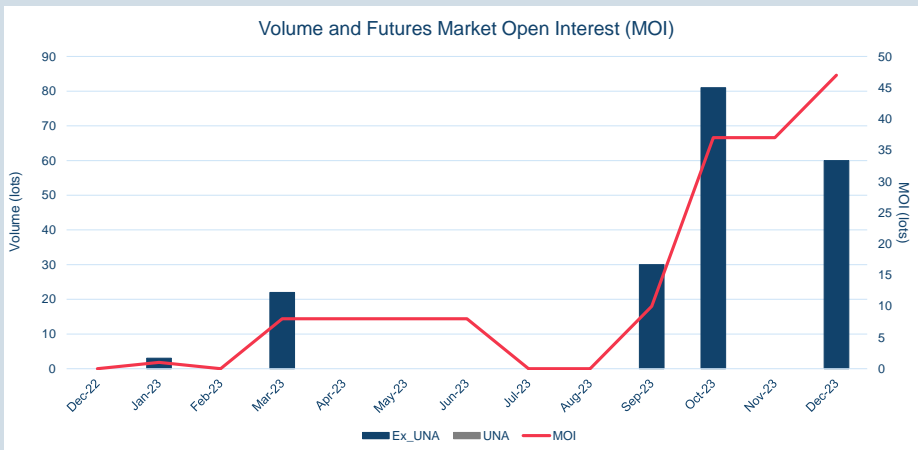
Volume (inc UNA)	Dec-2023
Lots	-
Tonnes	-

Volume	Year To Date
Lots	-
Tonnes	-



Prompt Month	End of Month - Daily Settlement	Volume (inc UNA)	End of Month - MOI
Dec-23	\$ 18.53	-	-
Jan-24	\$ 19.62	-	-
Feb-24	\$ 19.62	-	-
Mar-24	\$ 19.62	-	-
Apr-24	\$ 19.62	-	-
May-24	\$ 19.62	-	-
Jun-24	\$ 19.62	-	-
Jul-24	\$ 19.62	-	-
Aug-24	\$ 19.62	-	-
Sep-24	\$ 19.62	-	-
Oct-24	\$ 19.62	-	-
Nov-24	\$ 19.62	-	-
Dec-24	\$ 19.62	-	-
Jan-25	\$ 19.62	-	-
Feb-25	\$ 19.62	-	-





Cash	
Average	\$2,246.11
Minimum	\$2,218.00
Maximum	\$2,285.00

3M	
Average	\$2,247.37
Minimum	\$2,222.00
Maximum	\$2,285.00

Volume (ex UNA)	Dec-2023
Lots	60

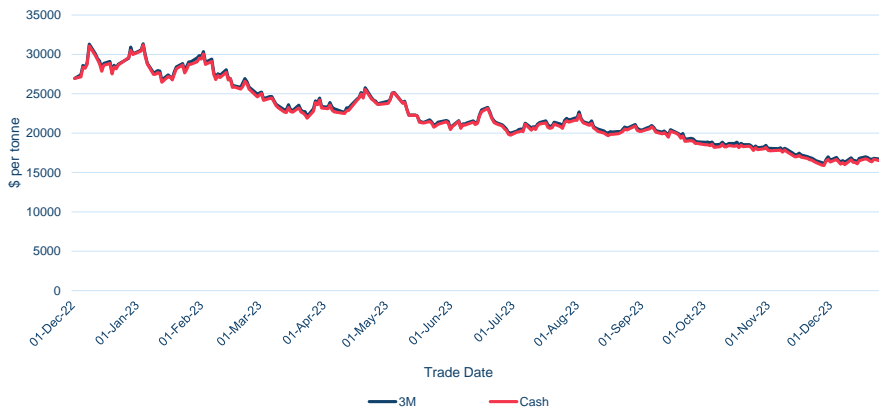
Volume (inc UNA)	Dec-2023
Lots	60
Tonnes	1,200

Volume	Year To Date
Lots	196
Tonnes	3,920

Warehouse Stock - Dec-23	
Delivered In	200
Delivered Out	0
Net	200

Warehouse Stock - Year To Date	
Delivered In	260
Delivered Out	-1,900
Net	-1,640

Official Price by prompt date



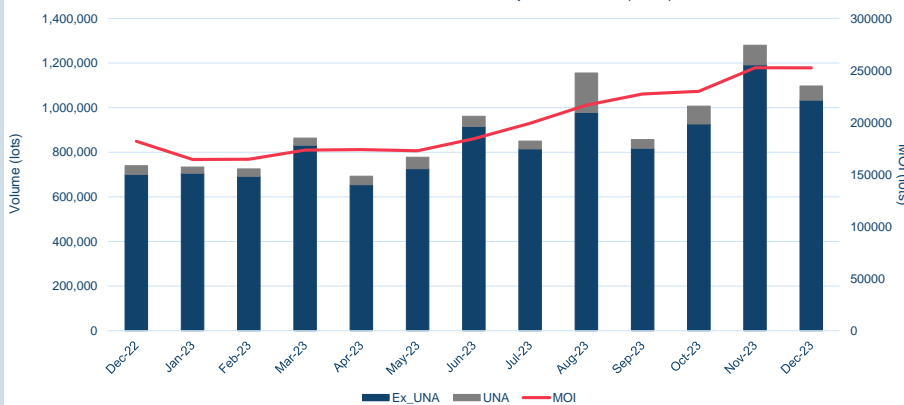
Cash

Average	\$16,388.68
Minimum	\$16,000.00
Maximum	\$16,740.00

3M

Average	\$16,657.63
Minimum	\$16,300.00
Maximum	\$17,000.00

Volume and Futures Market Open Interest (MOI)



Volume (ex UNA) Dec-2023

Lots	1,033,564
------	-----------

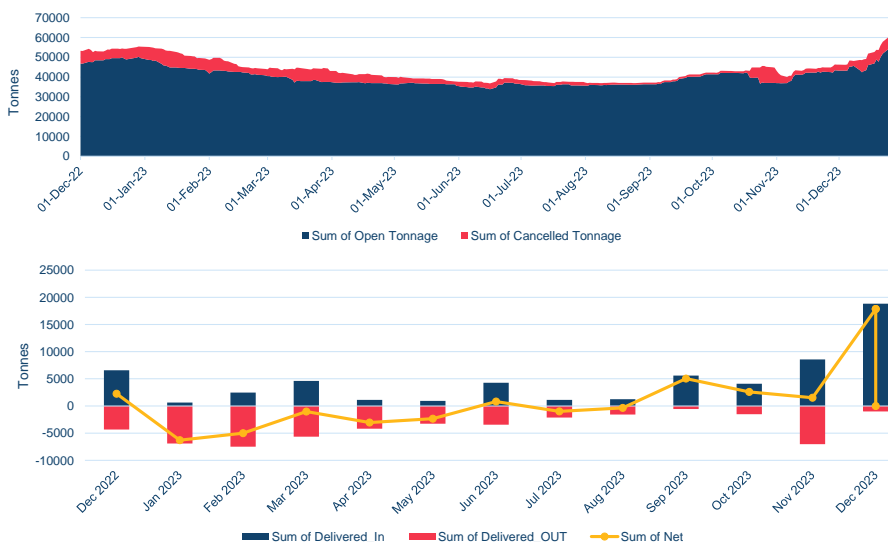
Volume (inc UNA) Dec-2023

Lots	1,097,259
Tonnes	6,583,554

Volume Year To Date

Lots	10,999,981
Tonnes	65,999,886

LME Warehouse Stocks



Warehouse Stock - Dec-23

Delivered In	18,804
Delivered Out	-960
Net	17,844

Warehouse Stock - Year To Date

Delivered In	53,496
Delivered Out	-44,718
Net	8,778

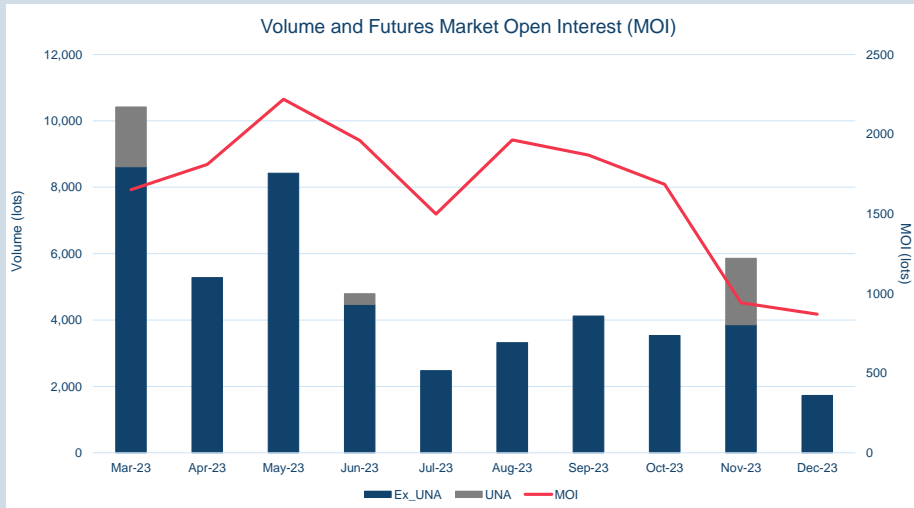


Front Month	
Average	\$603.20
Minimum	\$598.00
Maximum	\$609.00

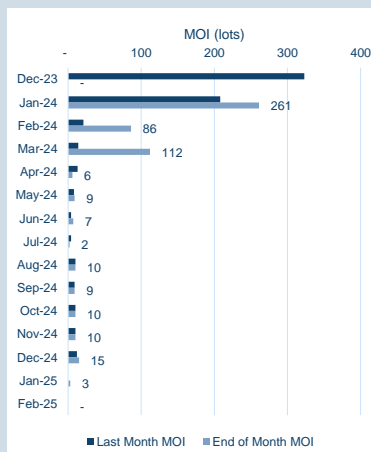
Volume (ex UNA) Dec-2023	
Lots	1,726

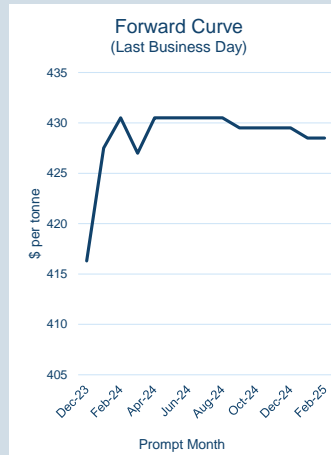
Volume (inc UNA) Dec-2023	
Lots	1,726
Tonnes	17,260

Volume Year To Date	
Lots	49,930
Tonnes	499,300



Prompt Month	End of Month - Daily Settlement	Volume (inc UNA)	End of Month - MOI
Dec-23	\$ 600.71	86	-
Jan-24	\$ 600.00	510	261
Feb-24	\$ 600.00	461	86
Mar-24	\$ 600.00	456	112
Apr-24	\$ 607.00	104	6
May-24	\$ 604.50	47	9
Jun-24	\$ 605.50	16	7
Jul-24	\$ 606.50	10	2
Aug-24	\$ 608.50	3	10
Sep-24	\$ 610.00	6	9
Oct-24	\$ 610.50	-	10
Nov-24	\$ 611.50	3	10
Dec-24	\$ 613.00	15	15
Jan-25	\$ 612.50	9	3
Feb-25	\$ 612.50	-	-



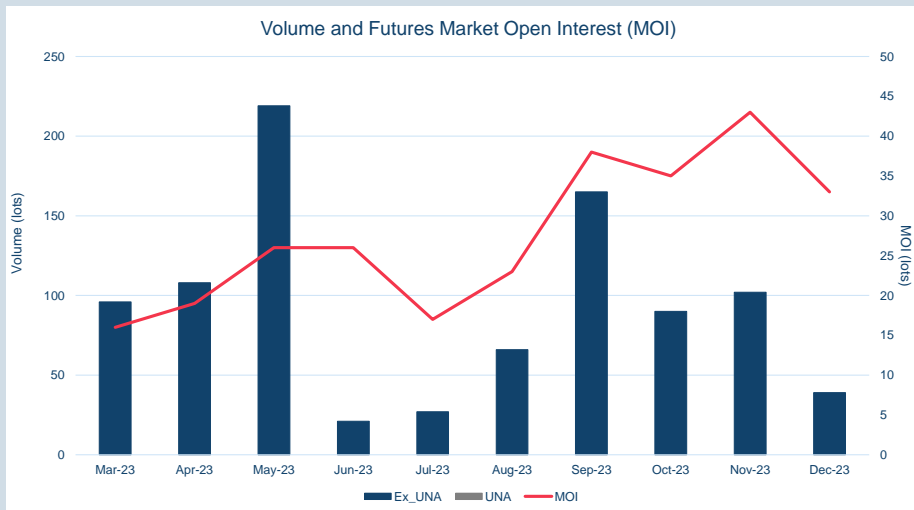


Front Month	
Average	\$436.54
Minimum	\$416.30
Maximum	\$446.50

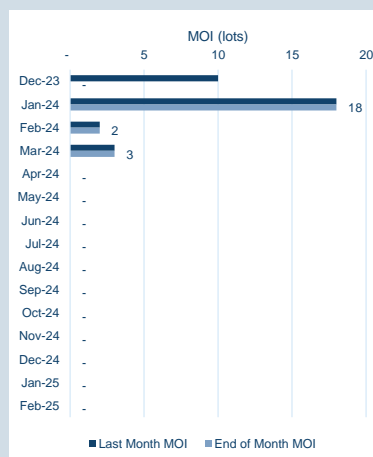
Volume (ex UNA)	Dec-2023
Lots	39

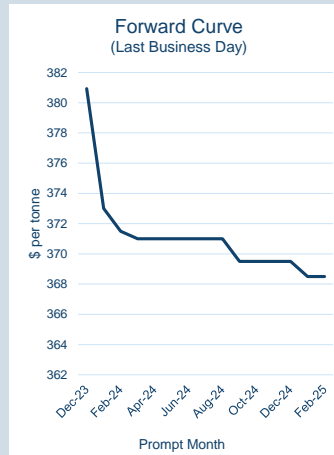
Volume (inc UNA)	Dec-2023
Lots	39
Tonnes	390

Volume	Year To Date
Lots	933
Tonnes	9,330



Prompt Month	End of Month - Daily Settlement	Volume (inc UNA)	End of Month - MOI
Dec-23	\$ 416.30	12	-
Jan-24	\$ 427.50	18	18
Feb-24	\$ 430.50	-	2
Mar-24	\$ 427.00	3	3
Apr-24	\$ 430.50	6	-
May-24	\$ 430.50	-	-
Jun-24	\$ 430.50	-	-
Jul-24	\$ 430.50	-	-
Aug-24	\$ 430.50	-	-
Sep-24	\$ 429.50	-	-
Oct-24	\$ 429.50	-	-
Nov-24	\$ 429.50	-	-
Dec-24	\$ 429.50	-	-
Jan-25	\$ 428.50	-	-
Feb-25	\$ 428.50	-	-



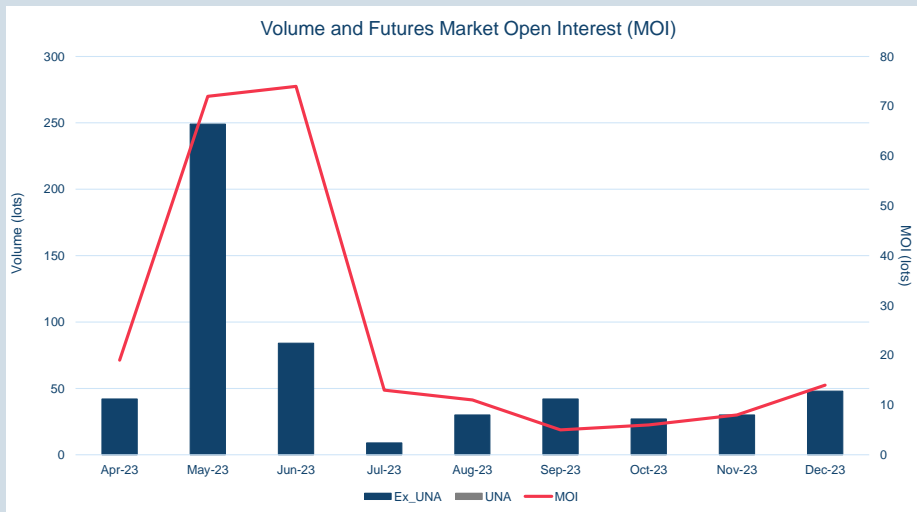


Front Month	
Average	\$379.97
Minimum	\$373.00
Maximum	\$381.50

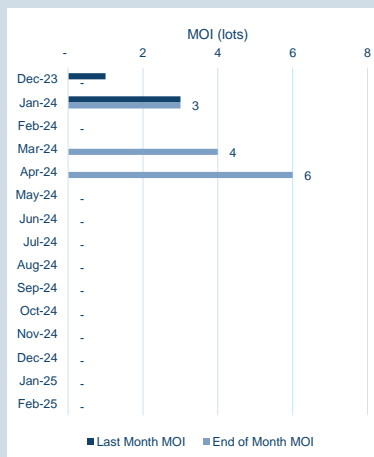
Volume (ex UNA) Dec-2023	
Lots	48

Volume (inc UNA) Dec-2023	
Lots	48
Tonnes	480

Volume Year To Date	
Lots	561
Tonnes	5,610



Prompt Month	End of Month - Daily Settlement	Volume (inc UNA)	End of Month - MOI
Dec-23	\$ 380.93	-	-
Jan-24	\$ 373.00	9	3
Feb-24	\$ 371.50	-	-
Mar-24	\$ 371.00	18	4
Apr-24	\$ 371.00	21	6
May-24	\$ 371.00	-	-
Jun-24	\$ 371.00	-	-
Jul-24	\$ 371.00	-	-
Aug-24	\$ 371.00	-	-
Sep-24	\$ 369.50	-	-
Oct-24	\$ 369.50	-	-
Nov-24	\$ 369.50	-	-
Dec-24	\$ 369.50	-	-
Jan-25	\$ 368.50	-	-
Feb-25	\$ 368.50	-	-



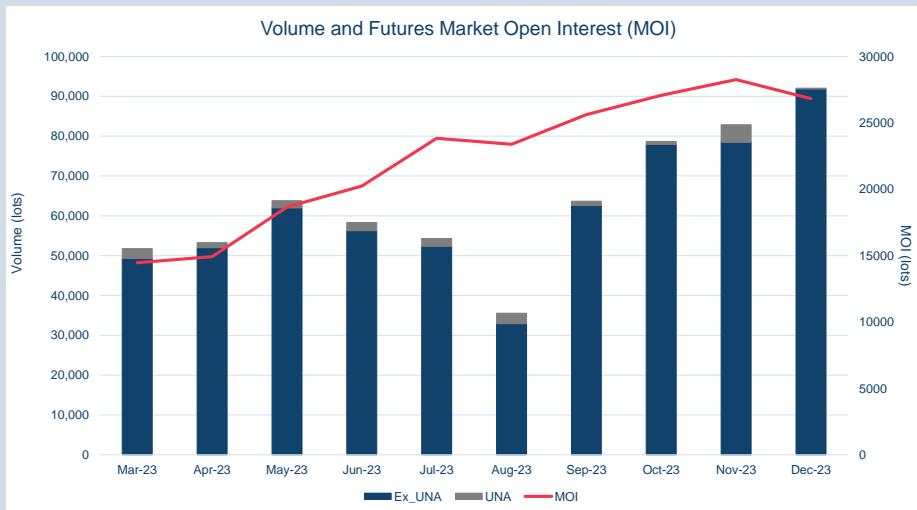


Front Month	
Average	\$423.10
Minimum	\$411.50
Maximum	\$430.00

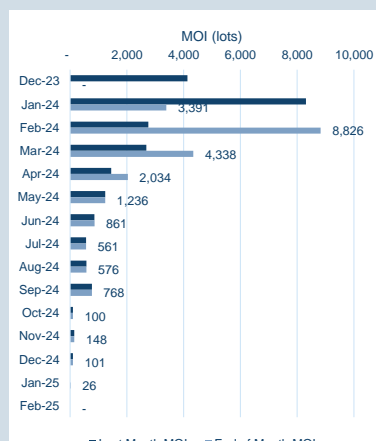
Volume (ex UNA) Dec-2023	
Lots	91,816

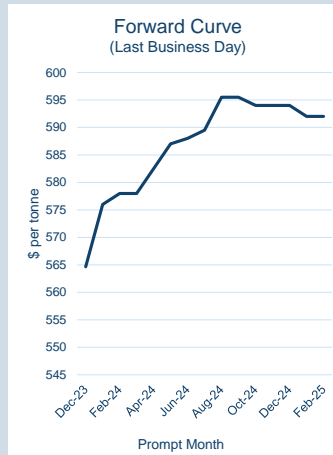
Volume (inc UNA) Dec-2023	
Lots	92,040
Tonnes	920,400

Volume Year To Date	
Lots	634,218
Tonnes	6,342,180



Prompt Month	End of Month - Daily Settlement	Volume (inc UNA)	End of Month - MOI
Dec-23	\$ 421.32	4,190	-
Jan-24	\$ 406.00	38,251	3,391
Feb-24	\$ 407.00	37,637	8,826
Mar-24	\$ 413.00	6,033	4,338
Apr-24	\$ 414.00	3,172	2,034
May-24	\$ 410.00	830	1,236
Jun-24	\$ 414.00	812	861
Jul-24	\$ 411.00	330	561
Aug-24	\$ 413.00	320	576
Sep-24	\$ 413.50	311	768
Oct-24	\$ 414.00	31	100
Nov-24	\$ 415.00	10	148
Dec-24	\$ 416.00	31	101
Jan-25	\$ 418.00	82	26
Feb-25	\$ 418.00	-	-



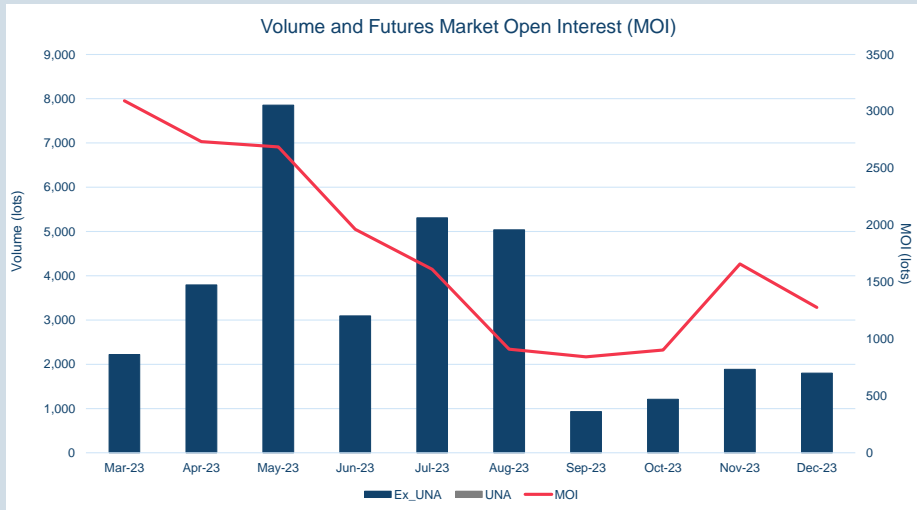


Front Month	
Average	\$563.22
Minimum	\$554.00
Maximum	\$575.00

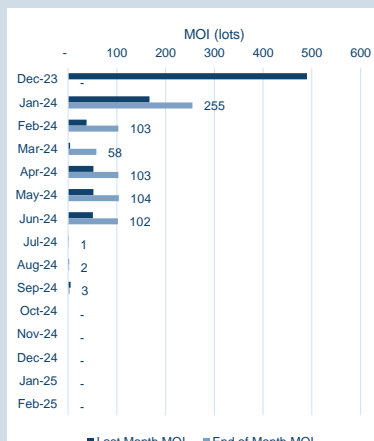
Volume (ex UNA)	Dec-2023
Lots	1,800

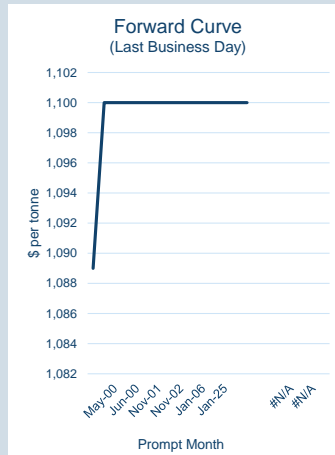
Volume (inc UNA)	Dec-2023
Lots	1,800
Tonnes	18,000

Volume	Year To Date
Lots	33,133
Tonnes	331,330



Prompt Month	End of Month - Daily Settlement	Volume (inc UNA)	End of Month - MOI
Dec-23	\$ 564.65	189	-
Jan-24	\$ 576.00	360	255
Feb-24	\$ 578.00	175	103
Mar-24	\$ 578.00	130	58
Apr-24	\$ 582.50	332	103
May-24	\$ 587.00	310	104
Jun-24	\$ 588.00	300	102
Jul-24	\$ 589.50	-	1
Aug-24	\$ 595.50	-	2
Sep-24	\$ 595.50	4	3
Oct-24	\$ 594.00	-	-
Nov-24	\$ 594.00	-	-
Dec-24	\$ 594.00	-	-
Jan-25	\$ 592.00	-	-
Feb-25	\$ 592.00	-	-



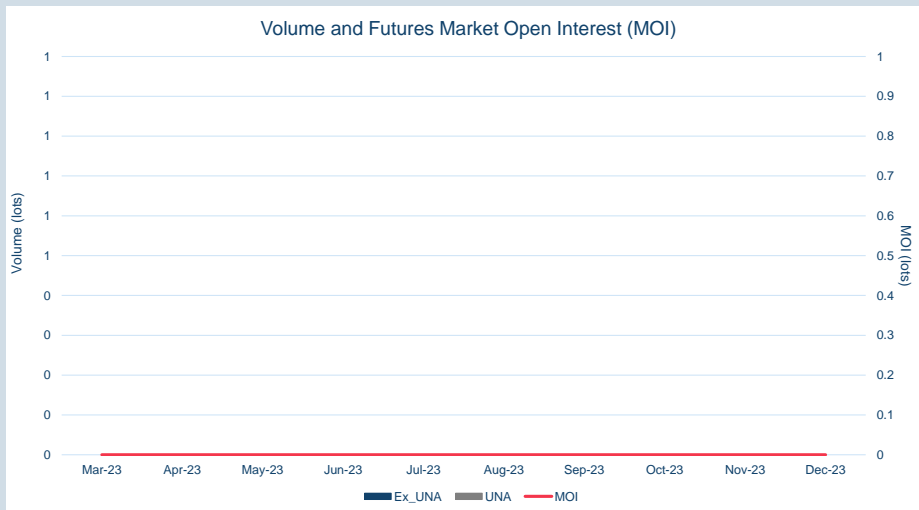


Front Month	
Average	\$1,073.08
Minimum	\$974.00
Maximum	\$1,089.52

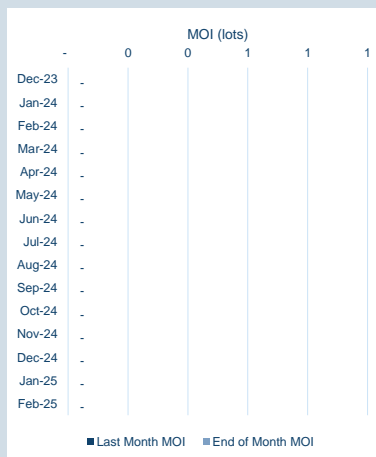
Volume (ex UNA)	Dec-2023
Lots	-

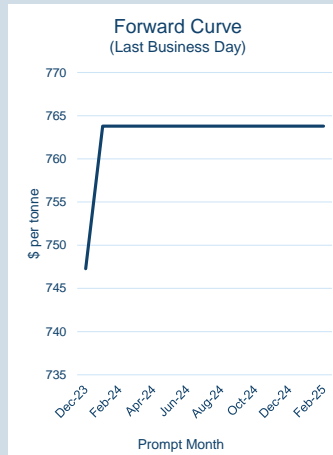
Volume (inc UNA)	Dec-2023
Lots	-
Tonnes	-

Volume	Year To Date
Lots	-
Tonnes	-



Prompt Month	End of Month - Daily Settlement	Volume (inc UNA)	End of Month - MOI
Jan-00	\$ 1,089.00	-	-
Jan-00	\$ 1,100.00	-	-
May-00	\$ 1,100.00	-	-
Aug-00	\$ 1,100.00	-	-
Jun-00	\$ 1,100.00	-	-
Jun-02	\$ 1,100.00	-	-
Nov-01	\$ 1,100.00	-	-
Dec-01	\$ 1,100.00	-	-
Nov-02	\$ 1,100.00	-	-
Nov-03	\$ 1,100.00	-	-
Jan-06	\$ 1,100.00	-	-
Aug-12	\$ 1,100.00	-	-
Jan-25	\$ 1,100.00	-	-
Jan-11	\$ 1,100.00	-	-
Jan-00	\$ 1,100.00	-	-



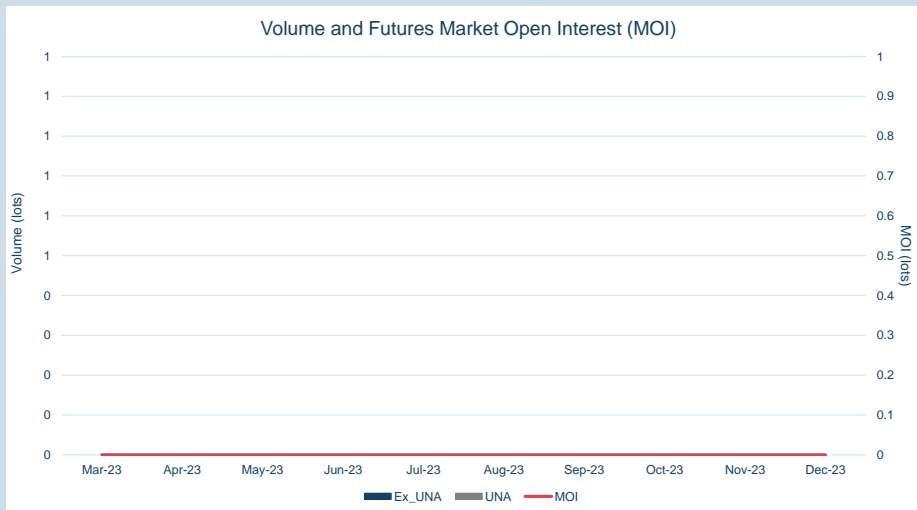


Front Month	
Average	\$737.98
Minimum	\$721.75
Maximum	\$748.48

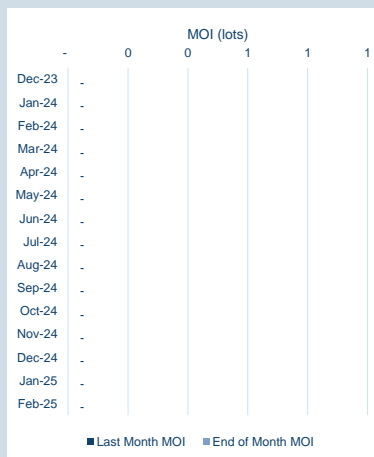
Volume (ex UNA)	Dec-2023
Lots	-

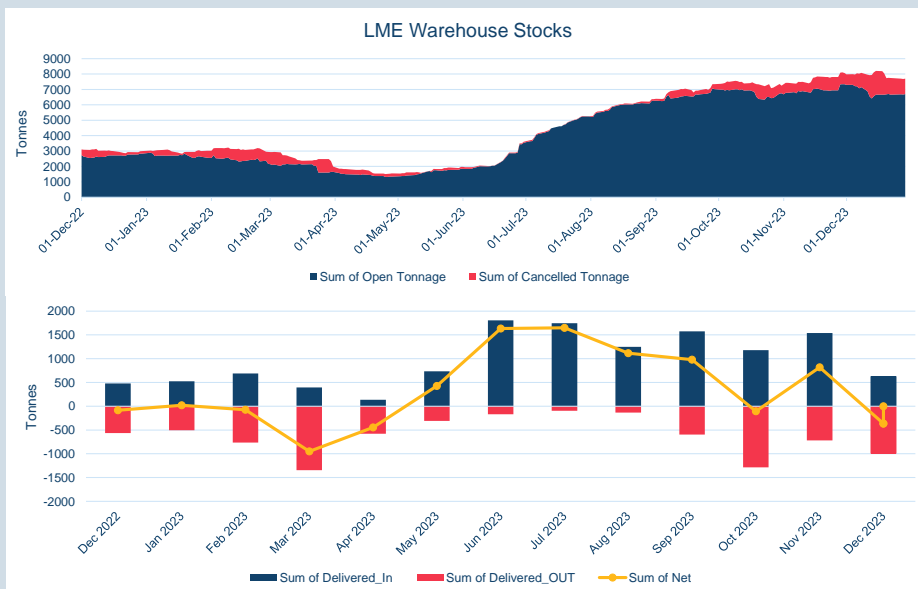
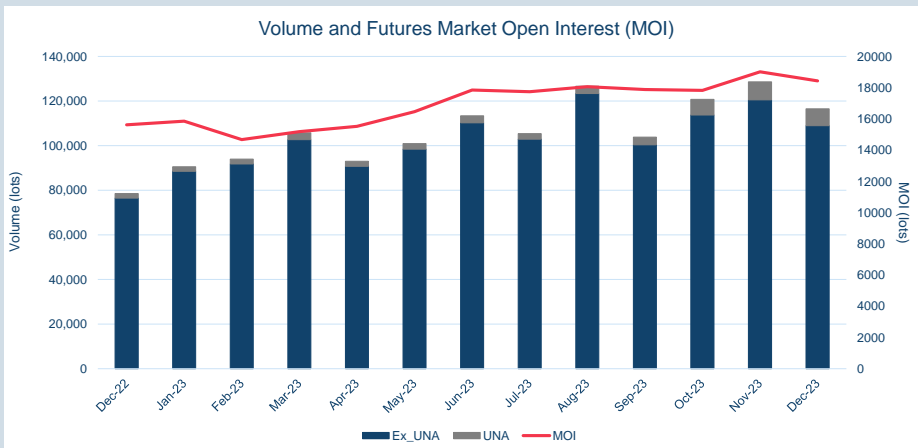
Volume (inc UNA)	Dec-2023
Lots	-
Tonnes	-

Volume	Year To Date
Lots	-
Tonnes	-



Prompt Month	End of Month - Daily Settlement	Volume (inc UNA)	End of Month - MOI
Dec-23	\$ 747.28	-	-
Jan-24	\$ 763.79	-	-
Feb-24	\$ 763.79	-	-
Mar-24	\$ 763.79	-	-
Apr-24	\$ 763.79	-	-
May-24	\$ 763.79	-	-
Jun-24	\$ 763.79	-	-
Jul-24	\$ 763.79	-	-
Aug-24	\$ 763.79	-	-
Sep-24	\$ 763.79	-	-
Oct-24	\$ 763.79	-	-
Nov-24	\$ 763.79	-	-
Dec-24	\$ 763.79	-	-
Jan-25	\$ 763.79	-	-
Feb-25	\$ 763.79	-	-





Cash	
Average	\$24,606.32
Minimum	\$23,250.00
Maximum	\$25,360.00

3M	
Average	\$24,851.05
Minimum	\$23,600.00
Maximum	\$25,650.00

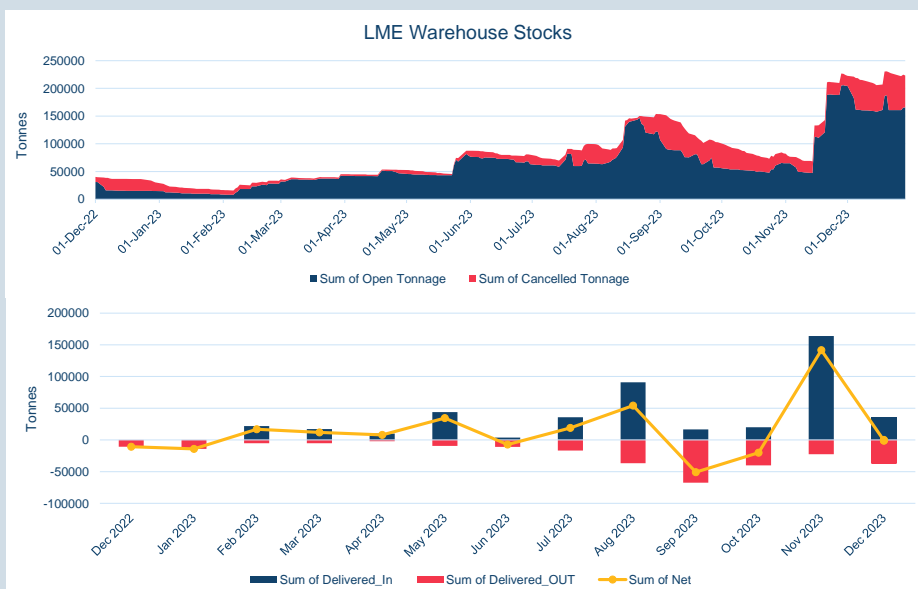
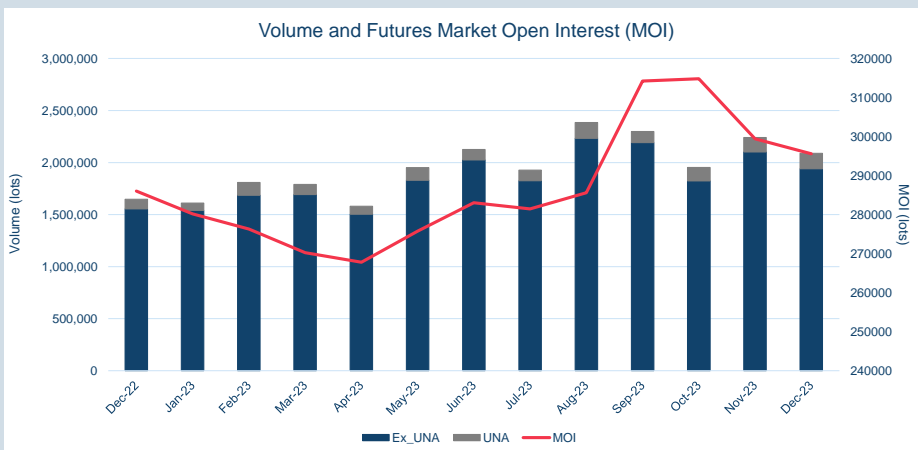
Volume (ex UNA)	Dec-2023
Lots	109,007

Volume (inc UNA)	Dec-2023
Lots	116,535
Tonnes	582,675

Volume	Year To Date
Lots	1,299,367
Tonnes	6,496,835

Warehouse Stock - Dec-23	
Delivered In	630
Delivered Out	-995
Net	-365

Warehouse Stock - Year to Date	
Delivered In	12,205
Delivered Out	-7,500
Net	4,705



Cash	
Average	\$2,501.71
Minimum	\$2,374.50
Maximum	\$2,640.50

3M	
Average	\$2,509.92
Minimum	\$2,388.00
Maximum	\$2,654.00

Volume (ex UNA)	Dec-2023
Lots	1,939,735

Volume (inc UNA)	Dec-2023
Lots	2,089,630
Tonnes	52,240,750

Volume	Year To Date
Lots	23,760,794
Tonnes	594,019,850

Warehouse Stock - Dec-23	
Delivered In	36,150
Delivered Out	-37,200
Net	-1,050

Warehouse Stock - Year to Date	
Delivered In	459,975
Delivered Out	-267,225
Net	192,750